

ACADEMIC SESSION 2022-23
STUDENTS FEEDBACK & THEIR
ANALYSIS WITH GRAPHICAL
PRESENTATION
CLASS = B.COM.I

Lamination Cobra File

No. 3200

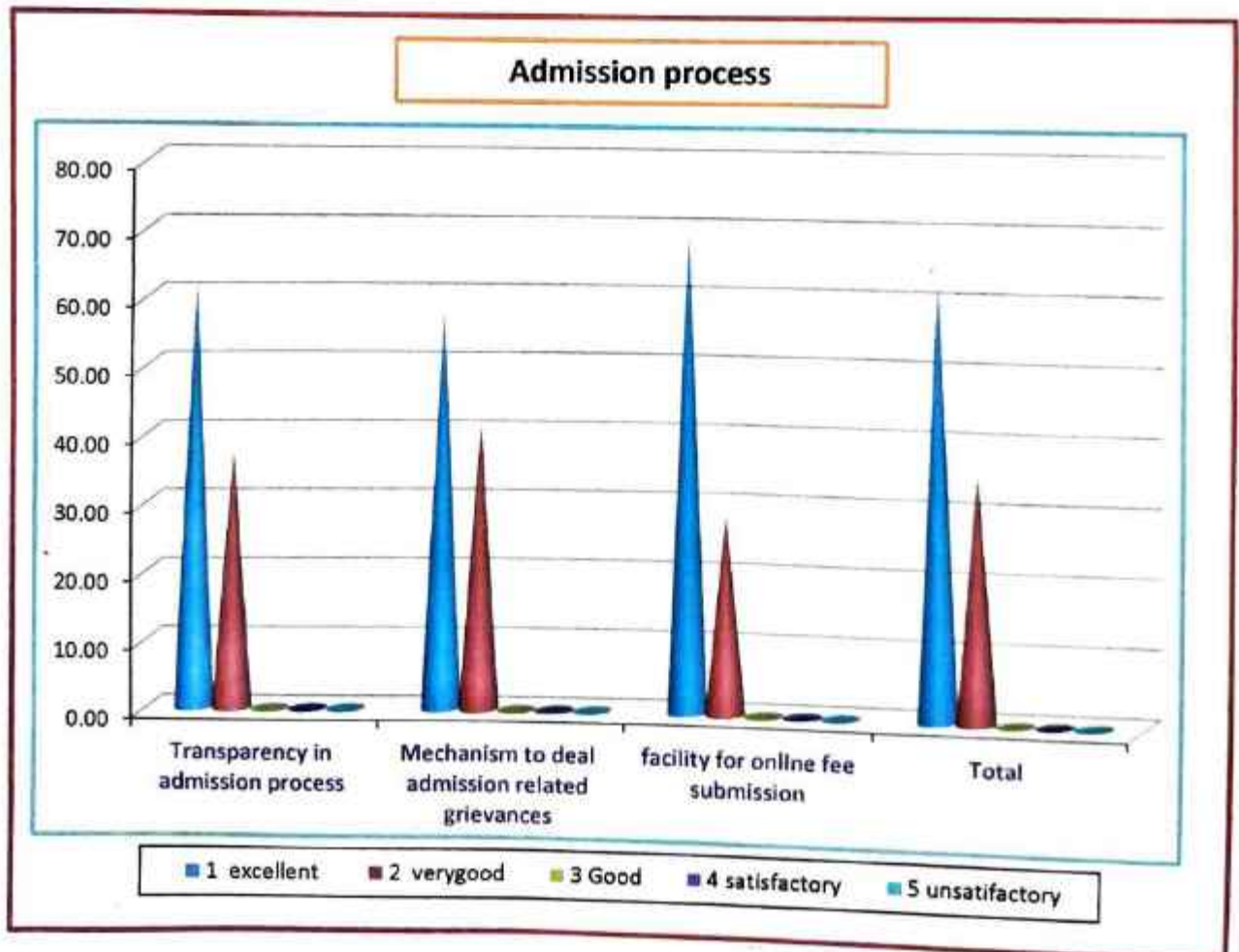
NIKUNJ

STUDENT FEEDBACK ANALYSIS

Questionnaire no. 1

| | | | |
|-------------------|-----------|-----------------------|-----------------|
| Admission process | (Part 1) | Class Bcom -1 st Year | session 2022-23 |
|-------------------|-----------|-----------------------|-----------------|

| s.no | Paramiters | Transparency in admission process | Mechanism to deal admission related grievances | facility for online fee submission | Total |
|------|-------------------|-----------------------------------|------------------------------------------------|------------------------------------|-------|
| 1 | excellent | 15 | 14 | 17 | 46 |
| 2 | verygood | 9 | 10 | 7 | 26 |
| 3 | Good | 0 | 0 | 0 | 0 |
| 4 | satisfactory | 0 | 0 | 0 | 0 |
| 5 | unsatisfactory | 0 | 0 | 0 | 0 |
| | Percentage | | | | |
| s.no | paramiters | Transparency in admission process | Mechanism to deal admission related grievances | facility for online fee submission | Total |
| 1 | excellent | 62.50 | 58.33 | 70.83 | 63.89 |
| 2 | verygood | 37.50 | 41.67 | 29.17 | 36.11 |
| 3 | Good | 0.00 | 0.00 | 0.00 | 0.00 |
| 4 | satisfactory | 0.00 | 0.00 | 0.00 | 0.00 |
| 5 | unsatisfactory | 0.00 | 0.00 | 0.00 | 0.00 |



Feedback analysis was done and it was found that all the students are satisfied, necessary Action was taken for quality improvement based on suggestions received from feedback.



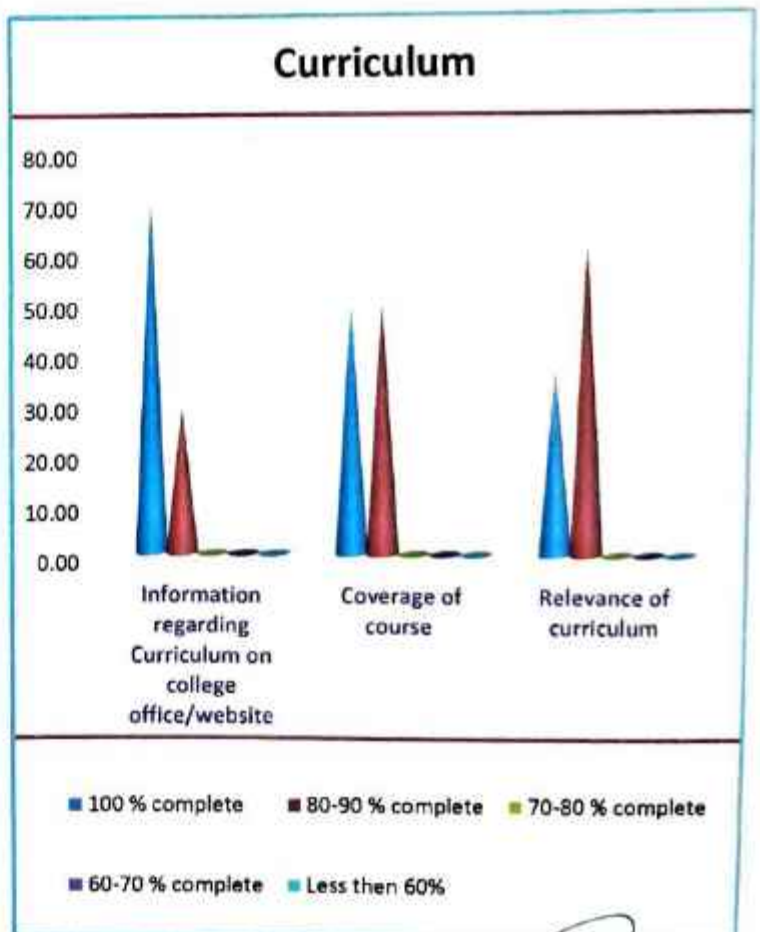

PRINCIPAL

Govt. Naveen Girls College
Baikunthpur, Korea (C.G.)


STUDENT FEEDBACK ANALYSIS

Questionnaire no. 1

| Curriculum | | (Part 2) | Class Bcom -1 st Year | session 2022-23 | | | |
|------------|----------------|-----------------------------------------------|-----------------------|------------------------------------------------------------|--------------------|-------------------------|-------|
| A | | B | | | | | |
| s.no | paramiters | Prepration of college for curriculum delivery | paramiters | Information regarding Curriculum on college office/website | Coverage of course | Relevance of curriculum | Total |
| 1 | excellent | 3 | 100 % complete | 17 | 12 | 9 | 41 |
| 2 | verygood | 21 | 80-90 % complete | 7 | 12 | 15 | 55 |
| 3 | Good | 0 | 70-80 % complete | 0 | 0 | 0 | 0 |
| 4 | satisfactory | 0 | 60-70 % complete | 0 | 0 | 0 | 0 |
| 5 | unsatisfactory | 0 | Less then 60% | 0 | 0 | 0 | 0 |
| | percentage | | | | | | |
| s.no | paramiters | Prepration of college for curriculum delivery | paramiters | Information regarding Curriculum on college office/website | Coverage of course | Relevance of curriculum | Total |
| 1 | excellent | 12.50 | 100 % complete | 70.83 | 50.00 | 37.50 | 42.71 |
| 2 | verygood | 87.50 | 80-90 % complete | 29.17 | 50.00 | 62.50 | 57.29 |
| 3 | Good | 0.00 | 70-80 % complete | 0.00 | 0.00 | 0.00 | 0.00 |
| 4 | satisfactory | 0.00 | 60-70 % complete | 0.00 | 0.00 | 0.00 | 0.00 |
| 5 | unsatisfactory | 0.00 | Less then 60% | 0.00 | 0.00 | 0.00 | 0.00 |



Feedback analysis was done and it was found that all the students are satisfied, necessary action was taken for quality improvement based on suggestions received from feedback.



PRINCIPAL
Govt.Naveen Girls College
Baikunthpur, Korea (C.G.)

STUDENT FEEDBACK ANALYSIS

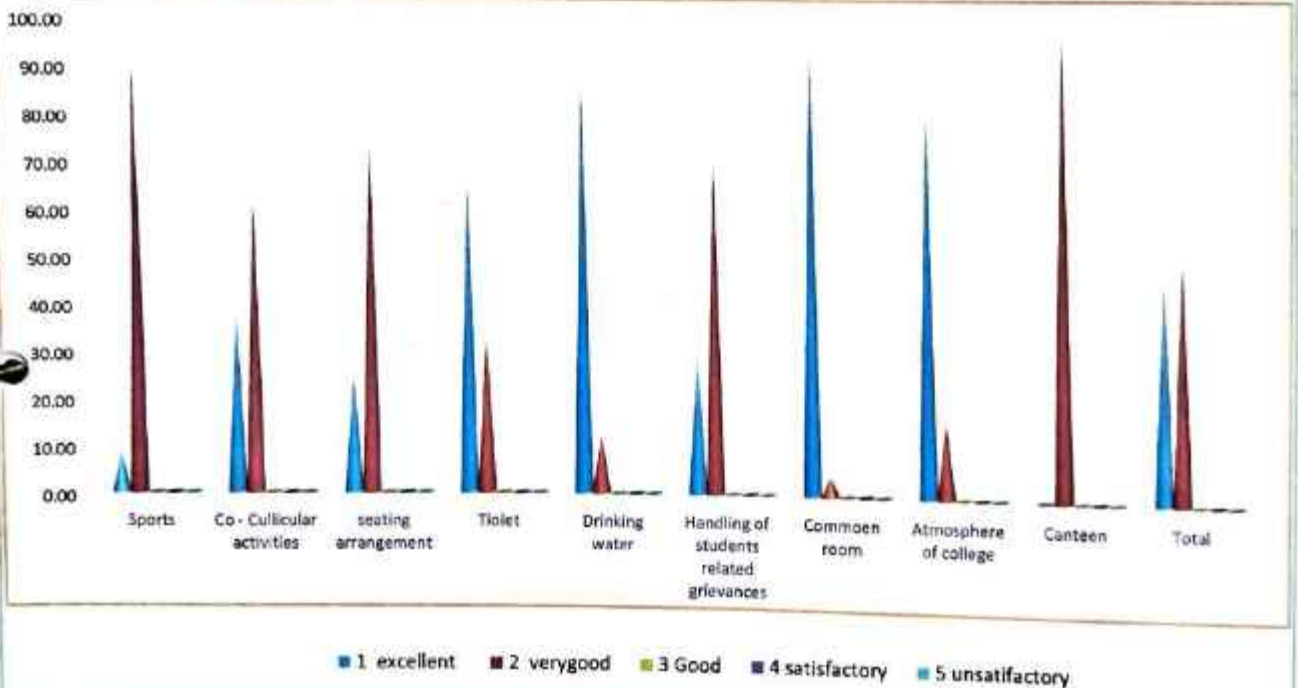
Questionnaire no. 1

| | | | |
|------------------------------------------|-----------|--------------------------|-----------------|
| Infrastructure and facilities in college | (Part 3) | Class Bcom -1 st Year | session 2022-23 |
|------------------------------------------|-----------|--------------------------|-----------------|

| s.no | paramiters | Sports | Co - Cullicular activities | seating arrangement | Tiolet | Drinking water | Handling of students related grievances | Commoe n room | Atmosphere of college | Canteen | Total |
|------|----------------|--------|----------------------------|---------------------|--------|----------------|-----------------------------------------|---------------|-----------------------|---------|-------|
| 1 | excellent | 2 | 9 | 6 | 16 | 21 | 7 | 23 | 20 | 0 | 104 |
| 2 | verygood | 22 | 15 | 18 | 8 | 3 | 17 | 1 | 4 | 24 | 112 |
| 3 | Good | 0 | 0 | 0 | 0 | 0 | 0 | 0 | 0 | 0 | 0 |
| 4 | satisfactory | 0 | 0 | 0 | 0 | 0 | 0 | 0 | 0 | 0 | 0 |
| 5 | unsatisfactory | 0 | 0 | 0 | 0 | 0 | 0 | 0 | 0 | 0 | 0 |
| | percentage | | | | | | | | | | |

| s.no | paramiters | Sports | Co - Cullicular activities | seating arrangement | Tiolet | Drinking water | Handling of students related grievances | Commoe n room | Atmosphere of college | Canteen | Total |
|------|----------------|--------|----------------------------|---------------------|--------|----------------|-----------------------------------------|---------------|-----------------------|---------|-------|
| 1 | excellent | 8.33 | 37.50 | 25.00 | 66.67 | 87.50 | 29.17 | 95.83 | 83.33 | 0.00 | 48.15 |
| 2 | verygood | 91.67 | 62.50 | 75.00 | 33.33 | 12.50 | 70.83 | 4.17 | 16.67 | 100.00 | 51.85 |
| 3 | Good | 0.00 | 0.00 | 0.00 | 0.00 | 0.00 | 0.00 | 0.00 | 0.00 | 0.00 | 0.00 |
| 4 | satisfactory | 0.00 | 0.00 | 0.00 | 0.00 | 0.00 | 0.00 | 0.00 | 0.00 | 0.00 | 0.00 |
| 5 | unsatisfactory | 0.00 | 0.00 | 0.00 | 0.00 | 0.00 | 0.00 | 0.00 | 0.00 | 0.00 | 0.00 |

Infrastructure and facilities in college



Feedback analysis was done and it was found that all the students are satisfied, necessary Action was taken for quality improvement based on suggestions received from feedback.

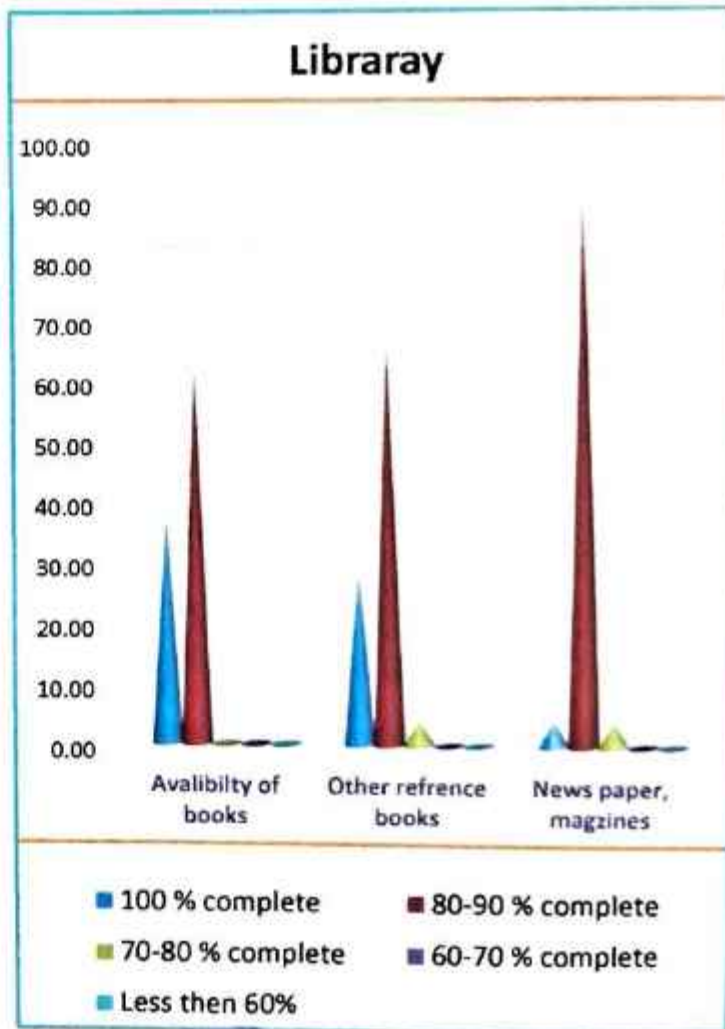
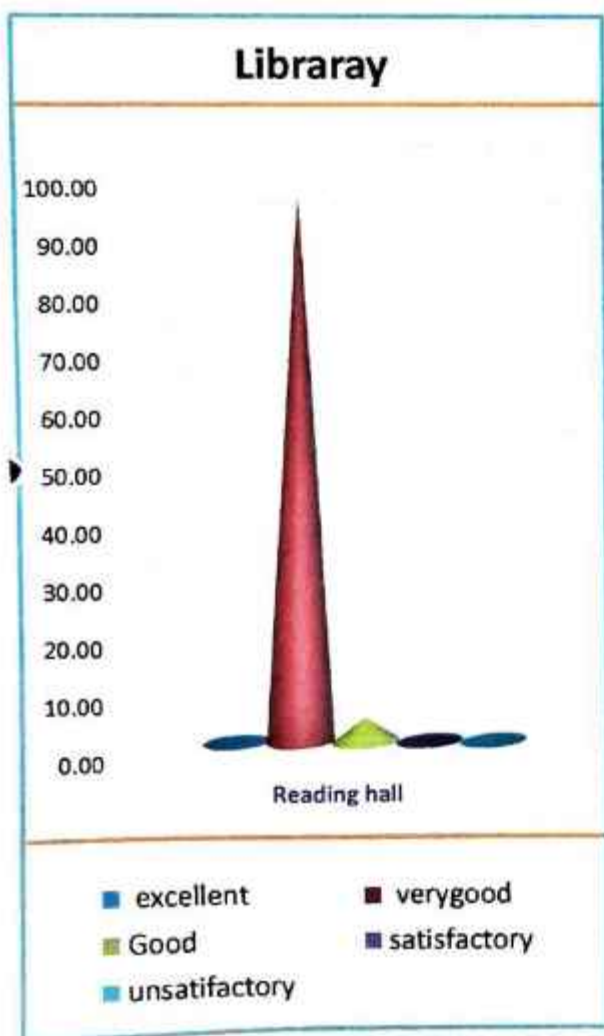


[Signature]
PRINCIPAL
 Govt. Naveen Girls College
 Saikunthpur, Korea (C.G.)

STUDENT FEEDBACK ANALYSIS

Questionnaire no. 1

| Librarary | | (Part 4) | | Class Bcom -1 st Year | | session 2022-23 | |
|------------|----------------|--------------|------------------|-----------------------|----------------------|----------------------|-------|
| A | | | B | | | | |
| s.no | paramiters | Reading hall | paramiters | Avalibility of books | Other refrence books | News paper, magzines | Total |
| 1 | excellent | 0 | 100 % complete | 9 | 7 | 1 | 17 |
| 2 | verygood | 23 | 80-90 % complete | 15 | 16 | 22 | 76 |
| 3 | Good | 1 | 70-80 % complete | 0 | 1 | 1 | 3 |
| 4 | satisfactory | 0 | 60-70 % complete | 0 | 0 | 0 | 0 |
| 5 | unsatisfactory | 0 | Less then 60% | 0 | 0 | 0 | 0 |
| percentage | | | | | | | |
| s.no | paramiters | Reading hall | paramiters | Avalibility of books | Other refrence books | News paper, magzines | Total |
| 1 | excellent | 0.00 | 100 % complete | 37.50 | 29.17 | 4.17 | 17.71 |
| 2 | verygood | 95.83 | 80-90 % complete | 62.50 | 66.67 | 91.67 | 79.17 |
| 3 | Good | 4.17 | 70-80 % complete | 0.00 | 4.17 | 4.17 | 3.13 |
| 4 | satisfactory | 0.00 | 60-70 % complete | 0.00 | 0.00 | 0.00 | 0.00 |
| 5 | unsatisfactory | 0.00 | Less then 60% | 0.00 | 0.00 | 0.00 | 0.00 |



Feedback analysis was done and it was found that all the students are satisfied, necessary Action was taken for quality improvement based on suggestions received from feedback.



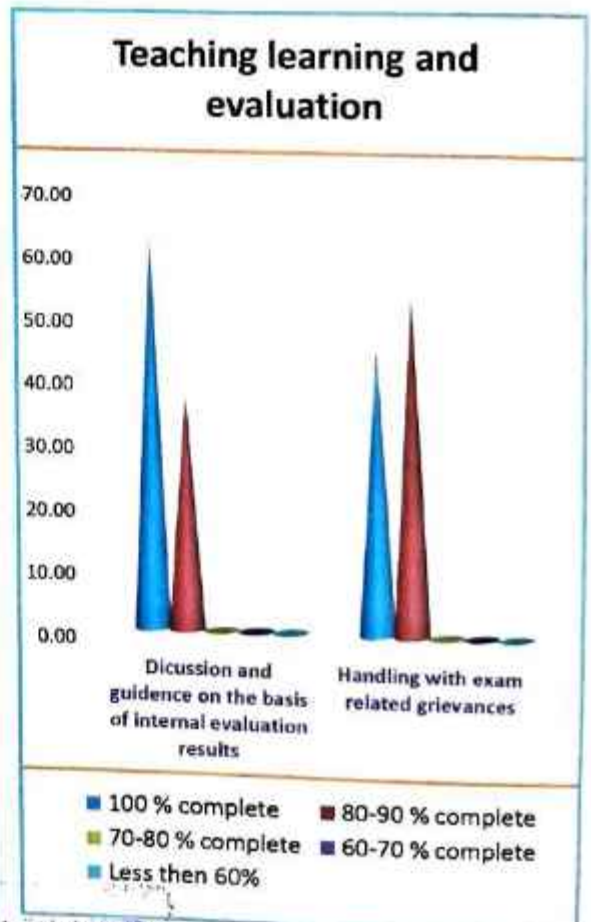
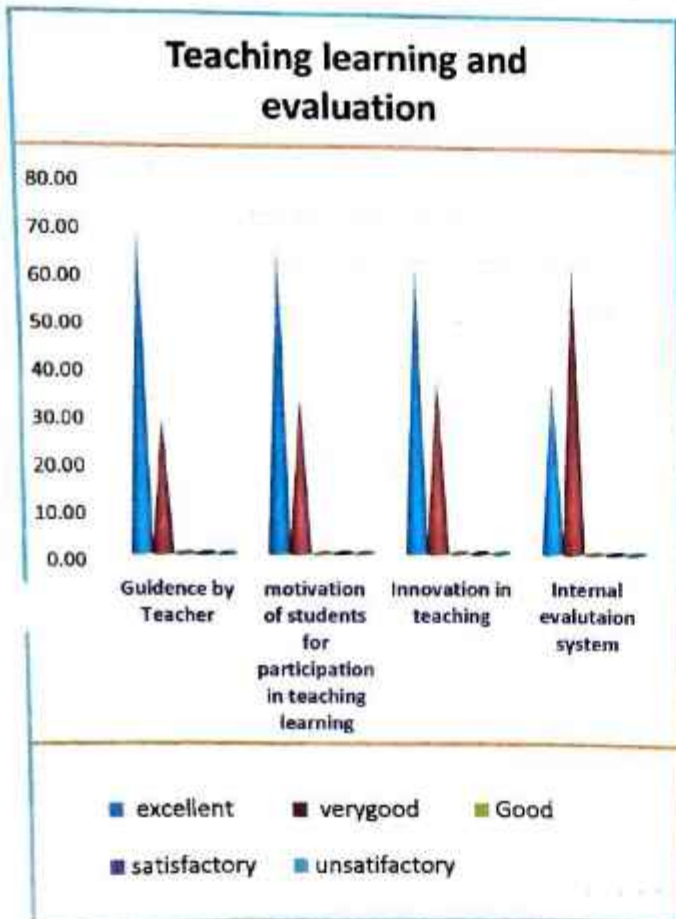
PRINCIPAL
Sovt.Naveen Girls College
Saikunthpur, Korea (C.G.)

STUDENT FEEDBACK ANALYSIS

Questionnaire no. 1

| Teaching learning and evaluation | | | | | (Part 5) | Class Bcom -1 st Year | session 2022-23 | | |
|----------------------------------|----------------|---------------------|---------------------------------------------------------------|------------------------|----------------------------|-----------------------|--------------------------------------------------------------------|---------------------------------------|-------|
| A | | | | | B | | | | |
| s.n o | paramiters | Guidence by Teacher | motivation of students for participation in teaching learning | Innovation in teaching | Internal evalutaion system | paramiters | Dicussion and guidance on the basis of internal evaluation results | Handling with exam related grievances | Total |
| 1 | excellent | 17 | 16 | 15 | 9 | 100 % complete | 15 | 11 | 83 |
| 2 | verygood | 7 | 8 | 9 | 15 | 80-90 % complete | 9 | 13 | 61 |
| 3 | Good | 0 | 0 | 0 | 0 | 70-80 % complete | 0 | 0 | 0 |
| 4 | satisfactory | 0 | 0 | 0 | 0 | 60-70 % complete | 0 | 0 | 0 |
| 5 | unsatisfactory | 0 | 0 | 0 | 0 | Less then 60% | 0 | 0 | 0 |
| | percentage | | | | | | | | |

| s.n o | paramiters | Guidence by Teacher | motivation of students for participation in teaching learning | Innovation in teaching | Internal evalutaion system | paramiters | Dicussion and guidance on the basis of internal evaluation results | Handling with exam related grievances | Total |
|-------|----------------|---------------------|---------------------------------------------------------------|------------------------|----------------------------|------------------|--------------------------------------------------------------------|---------------------------------------|-------|
| 1 | excellent | 70.83 | 66.67 | 62.50 | 37.50 | 100 % complete | 62.50 | 45.83 | 57.64 |
| 2 | verygood | 29.17 | 33.33 | 37.50 | 62.50 | 80-90 % complete | 37.50 | 54.17 | 42.36 |
| 3 | Good | 0.00 | 0.00 | 0.00 | 0.00 | 70-80 % complete | 0.00 | 0.00 | 0.00 |
| 4 | satisfactory | 0.00 | 0.00 | 0.00 | 0.00 | 60-70 % complete | 0.00 | 0.00 | 0.00 |
| 5 | unsatisfactory | 0.00 | 0.00 | 0.00 | 0.00 | Less then 60% | 0.00 | 0.00 | 0.00 |



Feedback analysis was done and it was found that all the students are satisfied, necessary Action was taken for quality improvement based on suggestions received from feedback.



[Signature]
PRINCIPAL
 Govt. Naveen Girls College
 Baikunthapur, Korea (C.G.)

ACADEMIC SESSION 2022-23
STUDENTS FEEDBACK & THEIR
ANALYSIS WITH GRAPHICAL
PRESENTATION
CLASS = B.COM.II

Lamination Cobra File

No. 3200

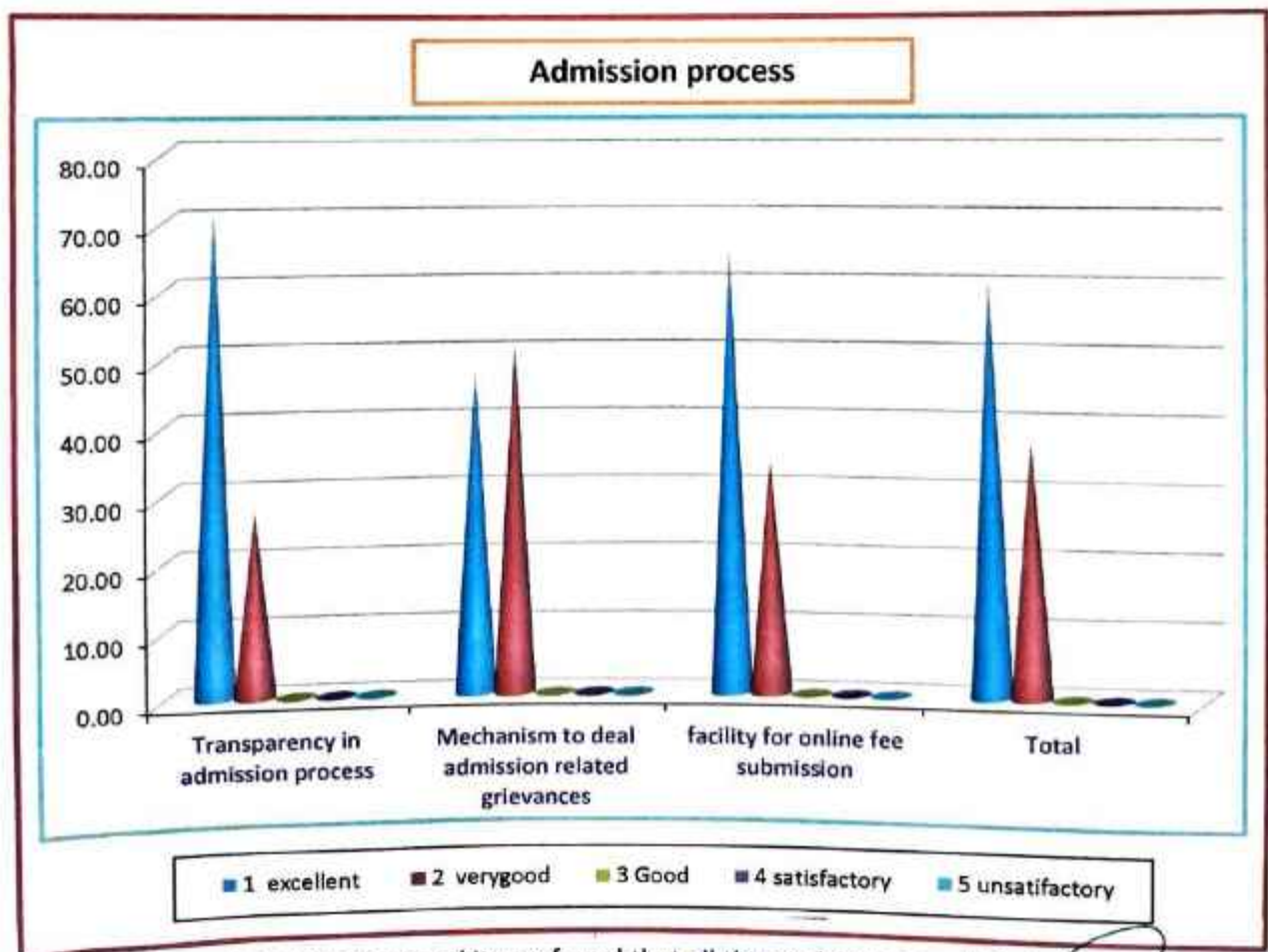
NIKUNJ

STUDENT FEEDBACK ANALYSIS

Questionnaire no. 1

| | | | |
|-------------------|-----------|----------------------|-----------------|
| Admission process | (Part 1) | Class Bcom -2nd Year | session 2022-23 |
|-------------------|-----------|----------------------|-----------------|

| s.no | Paramiters | Transparency in admission process | Mechanism to deal admission related grievances | facility for online fee submission | Total |
|------|-------------------|-----------------------------------|------------------------------------------------|------------------------------------|-------|
| 1 | excellent | 21 | 14 | 19 | 54 |
| 2 | verygood | 8 | 15 | 10 | 33 |
| 3 | Good | 0 | 0 | 0 | 0 |
| 4 | satisfactory | 0 | 0 | 0 | 0 |
| 5 | unsatisfactory | 0 | 0 | 0 | 0 |
| | Percentage | | | | |
| s.no | Paramiters | Transparency in admission process | Mechanism to deal admission related grievances | facility for online fee submission | Total |
| 1 | excellent | 72.41 | 48.28 | 65.52 | 62.07 |
| 2 | verygood | 27.59 | 51.72 | 34.48 | 37.93 |
| 3 | Good | 0.00 | 0.00 | 0.00 | 0.00 |
| 4 | satisfactory | 0.00 | 0.00 | 0.00 | 0.00 |
| 5 | unsatisfactory | 0.00 | 0.00 | 0.00 | 0.00 |



Feedback analysis was done and it was found that all the students are satisfied, necessary Action was taken for quality improvement based on suggestions received from feedback.

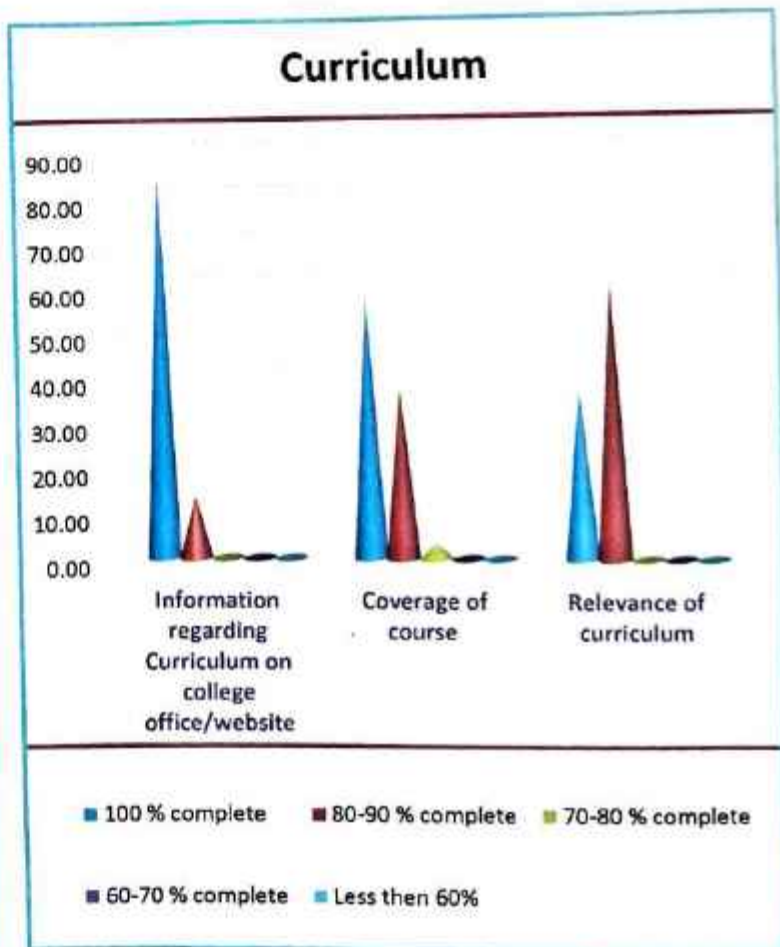
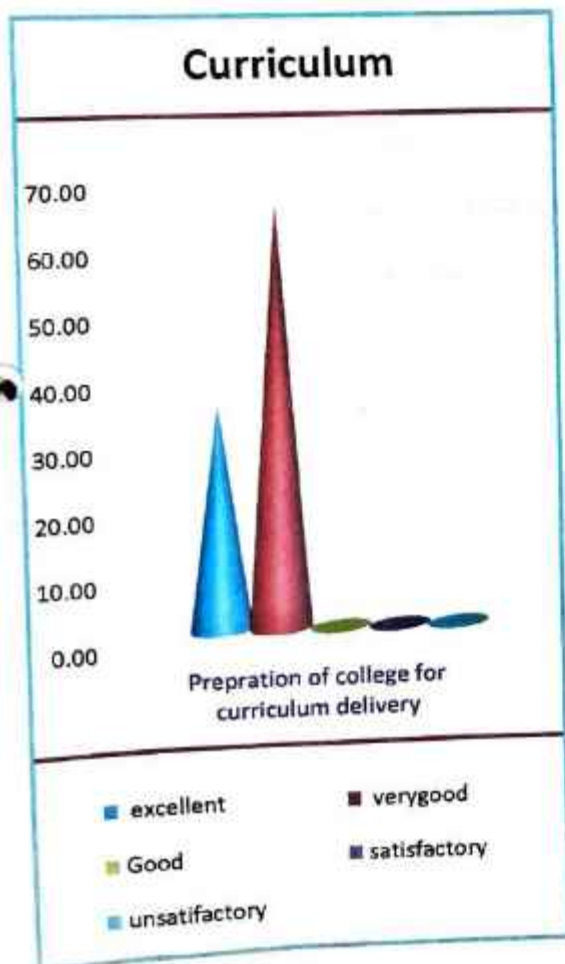



PRINCIPAL
 Govt. Naveen Girls College
 Baikunthpur, Korea (C.G.)


STUDENT FEEDBACK ANALYSIS

Questionnaire no. 1

| Curriculum | | (Part 2) | | Class Bcom -2nd Year | | session 2022-23 | |
|------------|----------------|-----------------------------------------------|------------------|------------------------------------------------------------|--------------------|-------------------------|-------|
| A | | | B | | | | |
| s.n o | paramiters | Prepration of college for curriculum delivery | paramiters | Information regarding Curriculum on college office/website | Coverage of course | Relevance of curriculum | Total |
| 1 | excellent | 10 | 100 % complete | 25 | 17 | 11 | 63 |
| 2 | verygood | 19 | 80-90 % complete | 4 | 11 | 18 | 52 |
| 3 | Good | 0 | 70-80 % complete | 0 | 1 | 0 | 1 |
| 4 | satisfactory | 0 | 60-70 % complete | 0 | 0 | 0 | 0 |
| 5 | unsatisfactory | 0 | Less then 60% | 0 | 0 | 0 | 0 |
| percentage | | | | | | | |
| s.n o | paramiters | Prepration of college for curriculum delivery | paramiters | Information regarding Curriculum on college office/website | Coverage of course | Relevance of curriculum | Total |
| 1 | excellent | 34.48 | 100 % complete | 86.21 | 58.62 | 37.93 | 54.31 |
| 2 | verygood | 65.52 | 80-90 % complete | 13.79 | 37.93 | 62.07 | 44.83 |
| 3 | Good | 0.00 | 70-80 % complete | 0.00 | 3.45 | 0.00 | 0.86 |
| 4 | satisfactory | 0.00 | 60-70 % complete | 0.00 | 0.00 | 0.00 | 0.00 |
| 5 | unsatisfactory | 0.00 | Less then 60% | 0.00 | 0.00 | 0.00 | 0.00 |



Feedback analysis was done and it was found that all the students are satisfied, necessary Action was taken for quality improvement based on suggestions received from feedback.



PRINCIPAL
Govt. Naveen Girls College
Baikunthpur, Korea (C.G.)
Baikunthpur, Korea (C.G.)

STUDENT FEEDBACK ANALYSIS

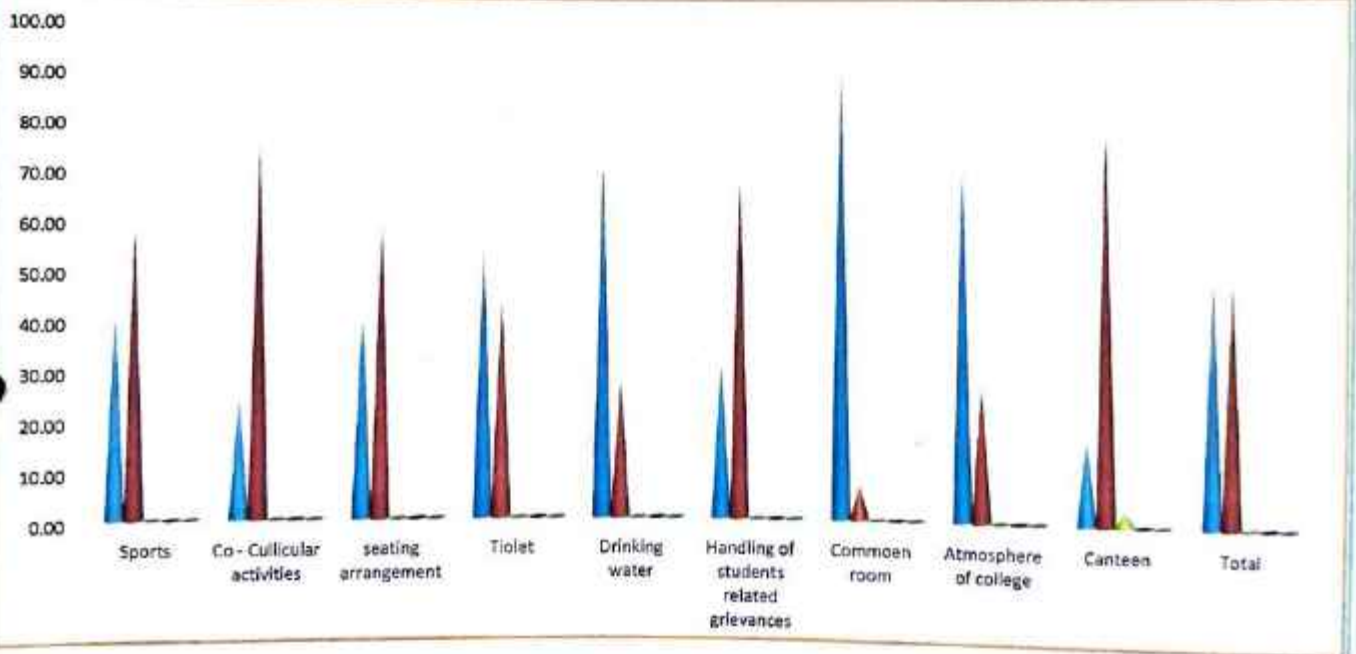
Questionnaire no. 1

| | | | |
|------------------------------------------|-----------|-----------------------|-----------------|
| Infrastructure and facilities in college | (Part 3) | Class Bcom - 2nd Year | session 2022-23 |
|------------------------------------------|-----------|-----------------------|-----------------|

| s.no | paramiters | Sports | Co - Cullicular activities | seating arrangement | Tiolet | Drinking water | Handling of students related grievances | Commoe n room | Atmosphere of college | Canteen | Total |
|------|----------------|--------|----------------------------|---------------------|--------|----------------|-----------------------------------------|---------------|-----------------------|---------|-------|
| 1 | excellent | 12 | 7 | 12 | 16 | 21 | 9 | 27 | 21 | 5 | 130 |
| 2 | verygood | 17 | 22 | 17 | 13 | 8 | 20 | 7 | 8 | 23 | 130 |
| 3 | Good | 0 | 0 | 0 | 0 | 0 | 0 | 0 | 0 | 1 | 1 |
| 4 | satisfactory | 0 | 0 | 0 | 0 | 0 | 0 | 0 | 0 | 0 | 0 |
| 5 | unsatisfactory | 0 | 0 | 0 | 0 | 0 | 0 | 0 | 0 | 0 | 0 |
| | percentage | | | | | | | | | | |

| s.no | paramiters | Sports | Co - Cullicular activities | seating arrangement | Tiolet | Drinking water | Handling of students related grievances | Commoe n room | Atmosphere of college | Canteen | Total |
|------|----------------|--------|----------------------------|---------------------|--------|----------------|-----------------------------------------|---------------|-----------------------|---------|-------|
| 1 | excellent | 41.38 | 24.14 | 41.38 | 55.17 | 72.41 | 31.03 | 93.10 | 72.41 | 17.24 | 49.81 |
| 2 | verygood | 58.62 | 75.86 | 58.62 | 44.83 | 27.59 | 68.97 | 6.90 | 27.59 | 79.31 | 49.81 |
| 3 | Good | 0.00 | 0.00 | 0.00 | 0.00 | 0.00 | 0.00 | 0.00 | 0.00 | 3.45 | 0.38 |
| 4 | satisfactory | 0.00 | 0.00 | 0.00 | 0.00 | 0.00 | 0.00 | 0.00 | 0.00 | 0.00 | 0.00 |
| 5 | unsatisfactory | 0.00 | 0.00 | 0.00 | 0.00 | 0.00 | 0.00 | 0.00 | 0.00 | 0.00 | 0.00 |

Infrastructure and facilities in college



■ 1 excellent ■ 2 verygood ■ 3 Good ■ 4 satisfactory ■ 5 unsatisfactory

Feedback analysis was done and it was found that all the students are satisfied, necessary Action was taken for quality improvement based on suggestions received from feedback.



[Signature]
PRINCIPAL
 Govt. Naveen Girls College
 Baikunthpur, Korea (C.G.)

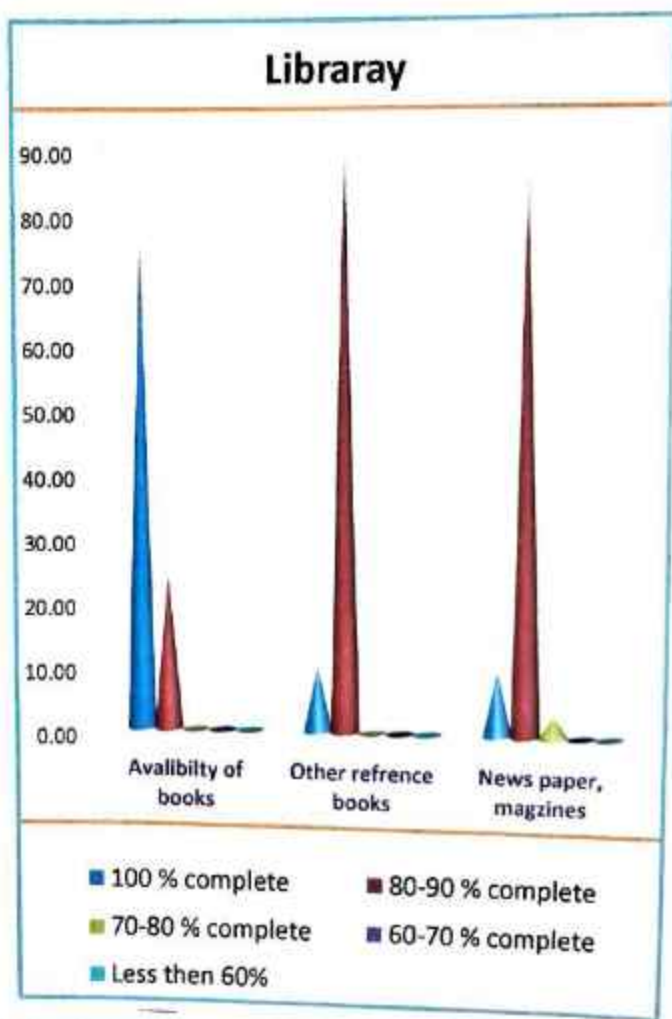
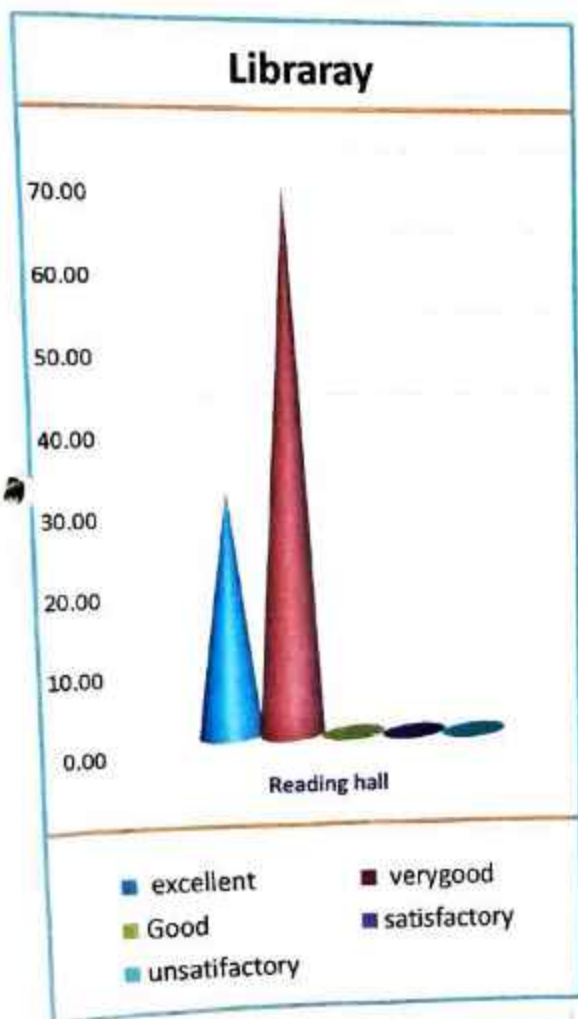
STUDENT FEEDBACK ANALYSIS

Questionnaire no. 1

| | | | |
|----------|-----------|----------------------|-----------------|
| Libraray | (Part 4) | Class Bcom -2nd Year | session 2022-23 |
|----------|-----------|----------------------|-----------------|

| A | | B | | | | | Total |
|------|----------------|--------------|------------------|----------------------|----------------------|----------------------|-------|
| s.no | paramiters | Reading hall | paramiters | Avalibility of books | Other refrence books | News paper, magzines | |
| 1 | excellent | 9 | 100 % complete | 22 | 3 | 3 | 37 |
| 2 | verygood | 20 | 80-90 % complete | 7 | 26 | 25 | 78 |
| 3 | Good | 0 | 70-80 % complete | 0 | 0 | 1 | 1 |
| 4 | satisfactory | 0 | 60-70 % complete | 0 | 0 | 0 | 0 |
| 5 | unsatisfactory | 0 | Less then 60% | 0 | 0 | 0 | 0 |
| | percentage | | | | | | |

| s.no | paramiters | Reading hall | paramiters | Avalibility of books | Other refrence books | News paper, magzines | Total |
|------|----------------|--------------|------------------|----------------------|----------------------|----------------------|-------|
| 1 | excellent | 31.03 | 100 % complete | 75.86 | 10.34 | 10.34 | 31.90 |
| 2 | verygood | 68.97 | 80-90 % complete | 24.14 | 89.66 | 86.21 | 67.24 |
| 3 | Good | 0.00 | 70-80 % complete | 0.00 | 0.00 | 3.45 | 0.86 |
| 4 | satisfactory | 0.00 | 60-70 % complete | 0.00 | 0.00 | 0.00 | 0.00 |
| 5 | unsatisfactory | 0.00 | Less then 60% | 0.00 | 0.00 | 0.00 | 0.00 |



Feedback analysis was done and it was found that all the students are satisfied, necessary Action was taken for quality improvement based on suggestions received from feedback.



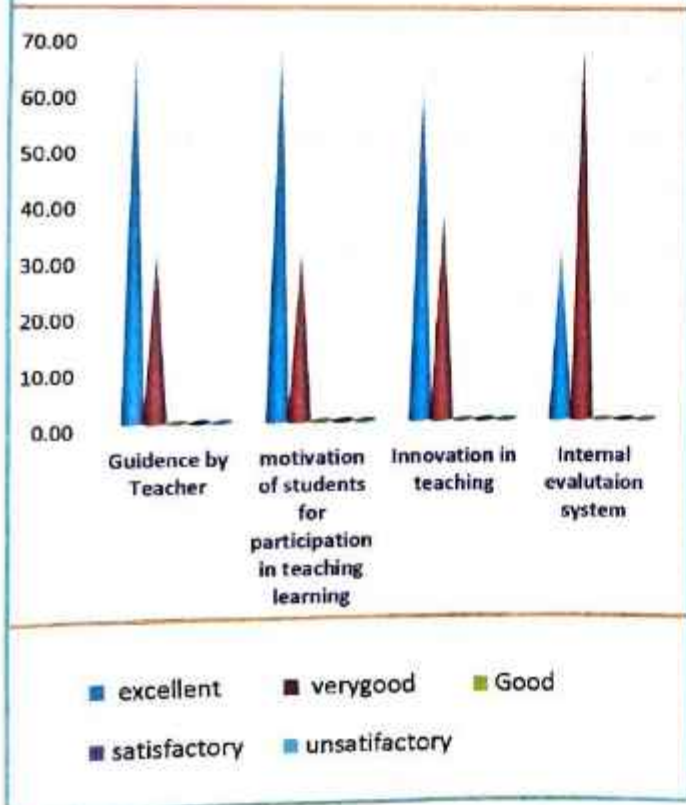
PRINCIPAL
Sovt.Naveen Girls College
Baikunthpur, Korea (C.G.)
Baikunthpur, Korea (C.G.)

STUDENT FEEDBACK ANALYSIS

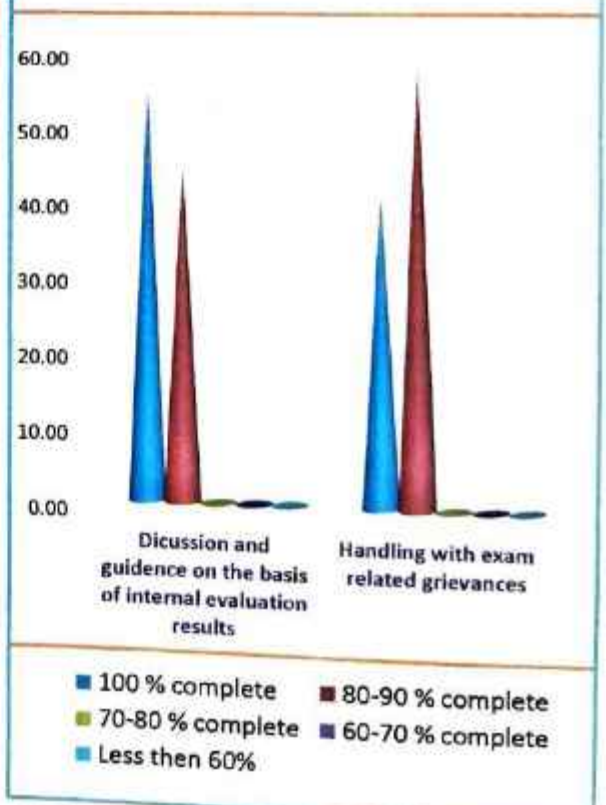
Questionnaire no. 1

| Teaching learning and evaluation | | | | | (Part 5) | Class Bcom -2nd Year | | | session 2022-23 |
|----------------------------------|----------------|---------------------|---------------------------------------------------------------|------------------------|----------------------------|----------------------|--------------------------------------------------------------------|---------------------------------------|-----------------|
| A | | | | | B | | | | |
| s.no | paramiters | Guidence by Teacher | motivation of students for participation in teaching learning | Innovation in teaching | Internal evalutaion system | paramiters | Dicussion and guidance on the basis of internal evaluation results | Handling with exam related grievances | Total |
| 1 | excellent | 20 | 20 | 18 | 9 | 100 % complete | 16 | 12 | 95 |
| 2 | verygood | 9 | 9 | 11 | 20 | 80-90 % complete | 13 | 17 | 79 |
| 3 | Good | 0 | 0 | 0 | 0 | 70-80 % complete | 0 | 0 | 0 |
| 4 | satisfactory | 0 | 0 | 0 | 0 | 60-70 % complete | 0 | 0 | 0 |
| 5 | unsatisfactory | 0 | 0 | 0 | 0 | Less then 60% | 0 | 0 | 0 |
| | percentage | | | | | | | | |
| s.no | paramiters | Guidence by Teacher | motivation of students for participation in teaching learning | Innovation in teaching | Internal evalutaion system | paramiters | Dicussion and guidance on the basis of internal evaluation results | Handling with exam related grievances | Total |
| 1 | excellent | 68.97 | 68.97 | 62.07 | 31.03 | 100 % complete | 55.17 | 41.38 | 54.60 |
| 2 | verygood | 31.03 | 31.03 | 37.93 | 68.97 | 80-90 % complete | 44.83 | 58.62 | 45.40 |
| 3 | Good | 0.00 | 0.00 | 0.00 | 0.00 | 70-80 % complete | 0.00 | 0.00 | 0.00 |
| 4 | satisfactory | 0.00 | 0.00 | 0.00 | 0.00 | 60-70 % complete | 0.00 | 0.00 | 0.00 |
| 5 | unsatisfactory | 0.00 | 0.00 | 0.00 | 0.00 | Less then 60% | 0.00 | 0.00 | 0.00 |

Teaching learning and evaluation



Teaching learning and evaluation



Feedback analysis was done and it was found that all the students are satisfied, necessary Action was taken for quality improvement based on suggestions received from feedback.



PRINCIPAL
Govt. Naveen Girls College
Baikunthpur, Korea (C.G.)

ACADEMIC SESSION 2022-23
STUDENTS FEEDBACK & THEIR
ANALYSIS WITH GRAPHICAL
PRESENTATION
CLASS = B.COM.III

Lamination Cobra File

No. 3200

NIKUNJ

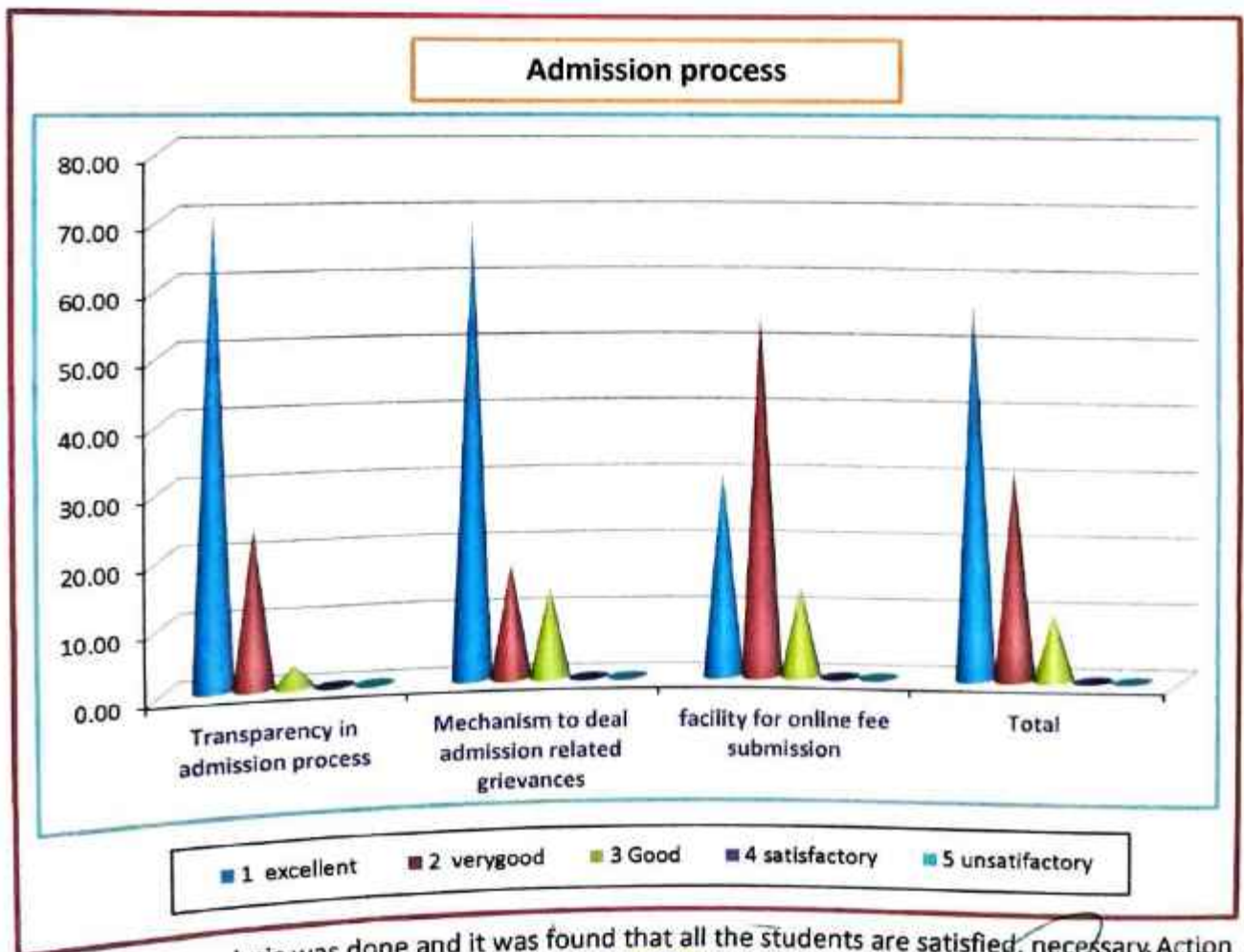
STUDENT FEEDBACK ANALYSIS

Questionnaire no. 1

| | | | |
|-------------------|-----------|----------------------|-----------------|
| Admission process | (Part 1) | Class Bcom -3rd Year | session 2022-23 |
|-------------------|-----------|----------------------|-----------------|

| s.no | Paramiters | Transparency in admission process | Mechanism to deal admission related grievances | facility for online fee submission | Total |
|------|----------------|-----------------------------------|------------------------------------------------|------------------------------------|-------|
| 1 | excellent | 21 | 20 | 9 | 50 |
| 2 | verygood | 7 | 5 | 16 | 28 |
| 3 | Good | 1 | 4 | 4 | 9 |
| 4 | satisfactory | 0 | 0 | 0 | 0 |
| 5 | unsatisfactory | 0 | 0 | 0 | 0 |
| | Percentage | | | | |

| s.no | Paramiters | Transparency in admission process | Mechanism to deal admission related grievances | facility for online fee submission | Total |
|------|----------------|-----------------------------------|------------------------------------------------|------------------------------------|-------|
| 1 | excellent | 72.41 | 68.97 | 31.03 | 57.47 |
| 2 | verygood | 24.14 | 17.24 | 55.17 | 32.18 |
| 3 | Good | 3.45 | 13.79 | 13.79 | 10.34 |
| 4 | satisfactory | 0.00 | 0.00 | 0.00 | 0.00 |
| 5 | unsatisfactory | 0.00 | 0.00 | 0.00 | 0.00 |



Feedback analysis was done and it was found that all the students are satisfied, necessary Action was taken for quality improvement based on suggestions received from feedback.



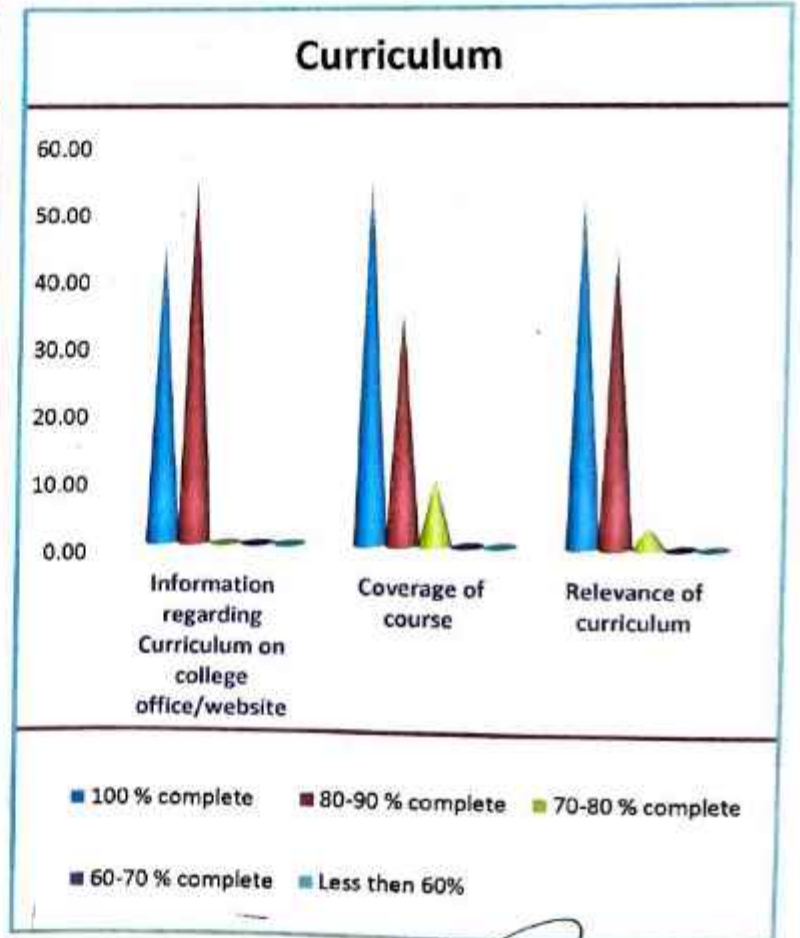
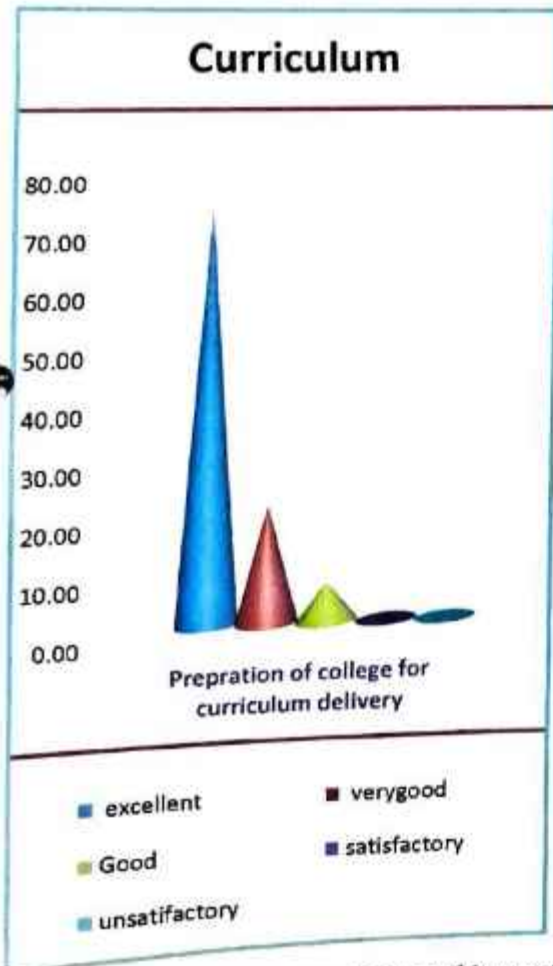

PRINCIPAL
 Govt. Naveen Girls College
 Baikunthpur, Korea (C.G.)

STUDENT FEEDBACK ANALYSIS

Questionnaire no. 1

| Curriculum | | (Part 2) | | Class Bcom -3rd Year | | session 2022-23 | |
|------------|----------------|-----------------------------------------------|------------------|------------------------------------------------------------|--------------------|-------------------------|-------|
| A | | B | | | | | |
| s.n o | paramiters | Prepration of college for curriculum delivery | paramiters | Information regarding Curriculum on college office/website | Coverage of course | Relevance of curriculum | Total |
| 1 | excellent | 21 | 100 % complete | 13 | 16 | 15 | 65 |
| 2 | verygood | 6 | 80-90 % complete | 16 | 10 | 13 | 45 |
| 3 | Good | 2 | 70-80 % complete | 0 | 3 | 1 | 6 |
| 4 | satisfactory | 0 | 60-70 % complete | 0 | 0 | 0 | 0 |
| 5 | unsatisfactory | 0 | Less then 60% | 0 | 0 | 0 | 0 |
| | percentage | | | | | | |

| s.n o | paramiters | Prepration of college for curriculum delivery | paramiters | Information regarding Curriculum on college office/website | Coverage of course | Relevance of curriculum | Total |
|-------|----------------|-----------------------------------------------|------------------|------------------------------------------------------------|--------------------|-------------------------|-------|
| 1 | excellent | 72.41 | 100 % complete | 44.83 | 55.17 | 51.72 | 56.03 |
| 2 | verygood | 20.69 | 80-90 % complete | 55.17 | 34.48 | 44.83 | 38.79 |
| 3 | Good | 6.90 | 70-80 % complete | 0.00 | 10.34 | 3.45 | 5.17 |
| 4 | satisfactory | 0.00 | 60-70 % complete | 0.00 | 0.00 | 0.00 | 0.00 |
| 5 | unsatisfactory | 0.00 | Less then 60% | 0.00 | 0.00 | 0.00 | 0.00 |



Feedback analysis was done and it was found that all the students are satisfied, necessary action was taken for quality improvement based on suggestions received from feedback.



PRINCIPAL
Sovt.Naveen Girls College
Baikunthpur, Korea (C.G.)

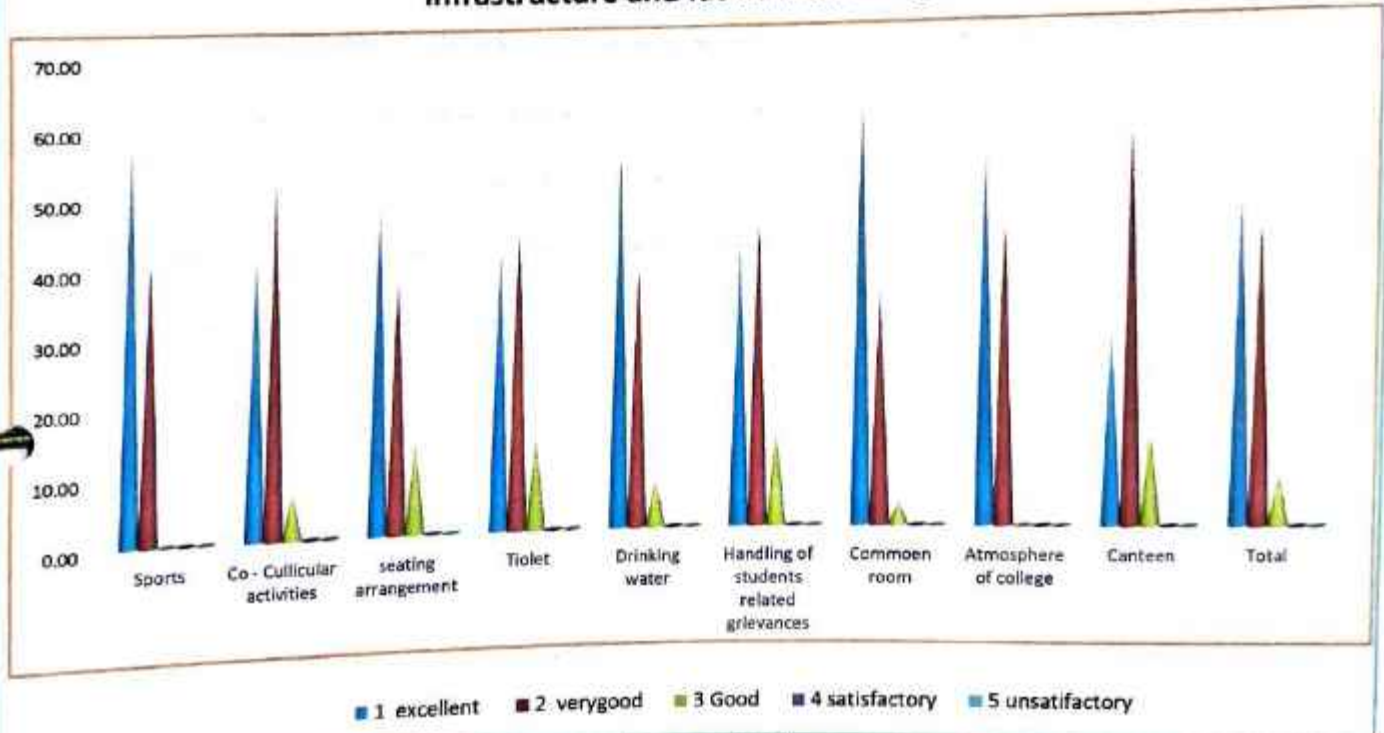
STUDENT FEEDBACK ANALYSIS

Questionnaire no. 1

| | | | |
|------------------------------------------|-----------|----------------------|-----------------|
| Infrastructure and facilities in college | (Part 3) | Class Bcom -3rd Year | session 2022-23 |
|------------------------------------------|-----------|----------------------|-----------------|

| s.no | paramiters | Sports | Co - Cullicular activities | seating arrangement | Tiolet | Drinking water | Handling of students related grlevances | Commoe n room | Atmosphere of college | Canteen | Total |
|------|----------------|--------|----------------------------|---------------------|--------|----------------|-----------------------------------------|---------------|-----------------------|---------|-------|
| 1 | excellent | 17 | 12 | 14 | 12 | 16 | 12 | 18 | 16 | 8 | 125 |
| 2 | verygood | 12 | 15 | 11 | 13 | 11 | 13 | 10 | 13 | 17 | 115 |
| 3 | Good | 0 | 2 | 4 | 4 | 2 | 4 | 1 | 0 | 4 | 21 |
| 4 | satisfactory | 0 | 0 | 0 | 0 | 0 | 0 | 0 | 0 | 0 | 0 |
| 5 | unsatisfactory | 0 | 0 | 0 | 0 | 0 | 0 | 0 | 0 | 0 | 0 |
| | percentage | | | | | | | | | | |
| s.no | paramiters | Sports | Co - Cullicular activities | seating arrangement | Tiolet | Drinking water | Handling of students related grlevances | Commoe n room | Atmosphere of college | Canteen | Total |
| 1 | excellent | 58.62 | 41.38 | 48.28 | 41.38 | 55.17 | 41.38 | 62.07 | 55.17 | 27.59 | 47.89 |
| 2 | verygood | 41.38 | 51.72 | 37.93 | 44.83 | 37.93 | 44.83 | 34.48 | 44.83 | 58.62 | 44.06 |
| 3 | Good | 0.00 | 6.90 | 13.79 | 13.79 | 6.90 | 13.79 | 3.45 | 0.00 | 0.00 | 0.00 |
| 4 | satisfactory | 0.00 | 0.00 | 0.00 | 0.00 | 0.00 | 0.00 | 0.00 | 0.00 | 0.00 | 0.00 |
| 5 | unsatisfactory | 0.00 | 0.00 | 0.00 | 0.00 | 0.00 | 0.00 | 0.00 | 0.00 | 0.00 | 0.00 |

Infrastructure and facilities in college



Feedback analysis was done and it was found that all the students are satisfied, necessary Action was taken for quality improvement based on suggestions received from feedback.

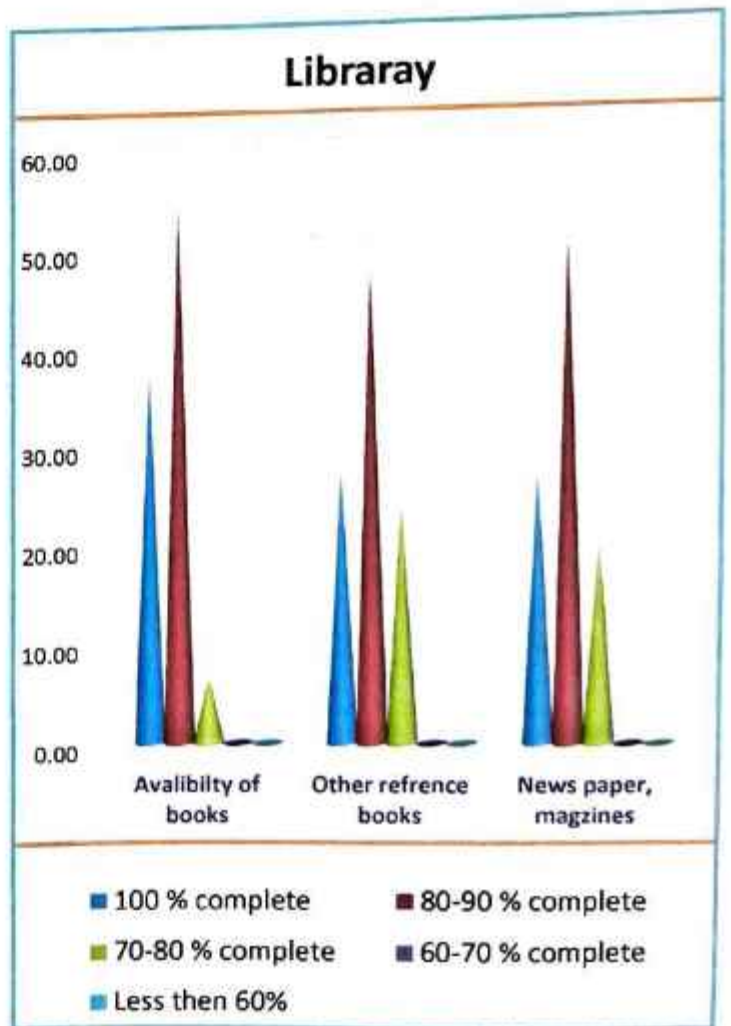
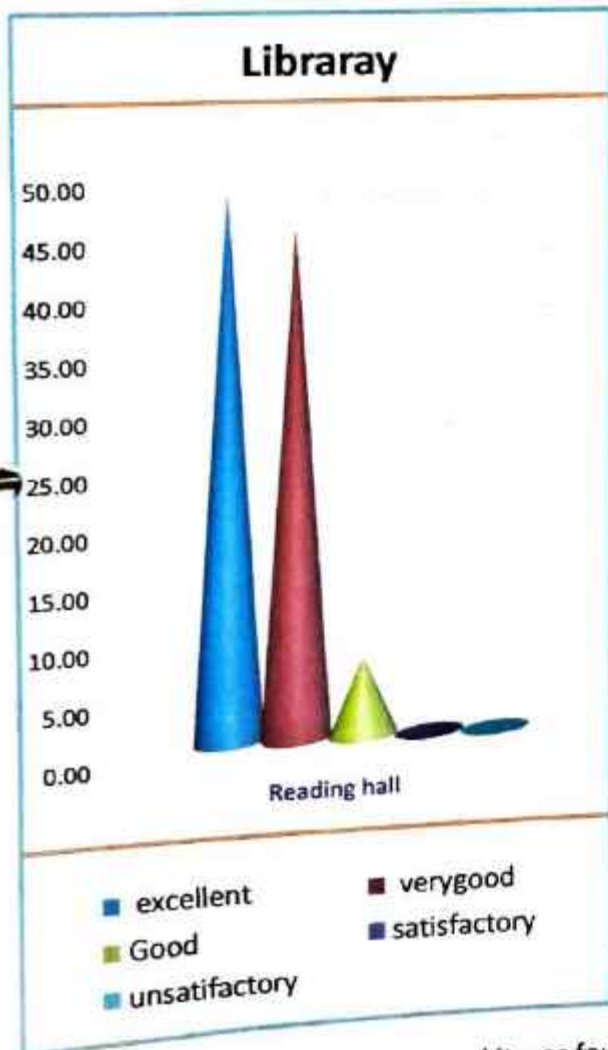


[Signature]
PRINCIPAL
 Govt. Naveen Girls College
 Baikunthpur, Korea (C.G.)

STUDENT FEEDBACK ANALYSIS

Questionnaire no. 1

| Libraray | | (Part 4) | | Class Bcom -3rd Year | | session 2022-23 | |
|----------|----------------|--------------|------------------|----------------------|----------------------|----------------------|-------|
| A | | | B | | | | |
| s.no | paramiters | Reading hall | paramiters | Avalibility of books | Other refrence books | News paper, magzines | Total |
| 1 | excellent | 14 | 100 % complete | 11 | 8 | 8 | 41 |
| 2 | verygood | 13 | 80-90 % complete | 16 | 14 | 15 | 58 |
| 3 | Good | 2 | 70-80 % complete | 2 | 7 | 6 | 17 |
| 4 | satisfactory | 0 | 60-70 % complete | 0 | 0 | 0 | 0 |
| 5 | unsatisfactory | 0 | Less then 60% | 0 | 0 | 0 | 0 |
| | percentage | | | | | | |
| s.no | paramiters | Reading hall | paramiters | Avalibility of books | Other refrence books | News paper, magzines | Total |
| 1 | excellent | 48.28 | 100 % complete | 37.93 | 27.59 | 27.59 | 35.34 |
| 2 | verygood | 44.83 | 80-90 % complete | 55.17 | 48.28 | 51.72 | 50.00 |
| 3 | Good | 6.90 | 70-80 % complete | 6.90 | 24.14 | 20.69 | 14.66 |
| 4 | satisfactory | 0.00 | 60-70 % complete | 0.00 | 0.00 | 0.00 | 0.00 |
| 5 | unsatisfactory | 0.00 | Less then 60% | 0.00 | 0.00 | 0.00 | 0.00 |



Feedback analysis was done and it was found that all the students are satisfied, necessary Action was taken for quality improvement based on suggestions received from feedback.



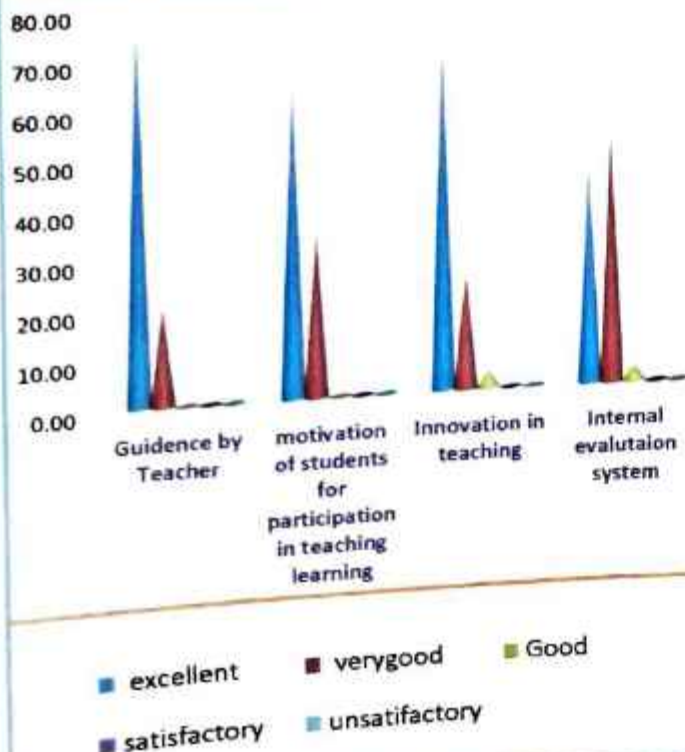
PRINCIPAL
Govt. Naveen Girls College
Raikunthpur, Korea (C.G.)

STUDENT FEEDBACK ANALYSIS

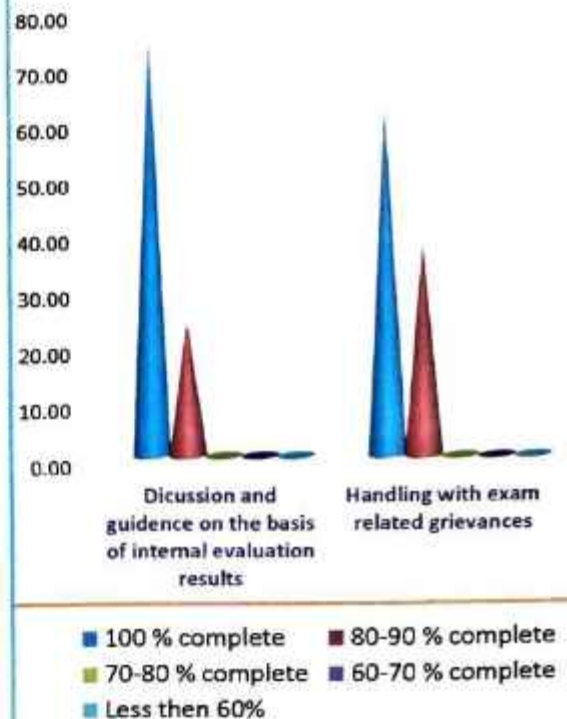
Questionnaire no. 1

| Teaching learning and evaluation | | | | | | (Part 5) | | Class Bcom -3rd Year | | session 2022-23 |
|----------------------------------|----------------|---------------------|---------------------------------------------------------------|------------------------|----------------------------|------------------|--------------------------------------------------------------------|---------------------------------------|-------|-----------------|
| A | | | | | | B | | | | |
| s.n o | paramiters | Guidence by Teacher | motivation of students for participation in teaching learning | Innovation in teaching | Internal evalutaion system | paramiters | Dicussion and guidance on the basis of internal evaluation results | Handling with exam related grievances | Total | |
| 1 | excellent | 23 | 19 | 21 | 13 | 100 % complete | 22 | 18 | 116 | |
| 2 | verygood | 6 | 10 | 7 | 15 | 80-90 % complete | 7 | 11 | 56 | |
| 3 | Good | 0 | 0 | 1 | 1 | 70-80 % complete | 0 | 0 | 2 | |
| 4 | satisfactory | 0 | 0 | 0 | 0 | 60-70 % complete | 0 | 0 | 0 | |
| 5 | unsatisfactory | 0 | 0 | 0 | 0 | Less then 60% | 0 | 0 | 0 | |
| percentage | | | | | | | | | | |
| s.n o | paramiters | Guidence by Teacher | motivation of students for participation in teaching learning | Innovation in teaching | Internal evalutaion system | paramiters | Dicussion and guidance on the basis of internal evaluation results | Handling with exam related grievances | Total | |
| 1 | excellent | 79.31 | 65.52 | 72.41 | 44.83 | 100 % complete | 75.86 | 62.07 | 66.67 | |
| 2 | verygood | 20.69 | 34.48 | 24.14 | 51.72 | 80-90 % complete | 24.14 | 37.93 | 32.18 | |
| 3 | Good | 0.00 | 0.00 | 3.45 | 3.45 | 70-80 % complete | 0.00 | 0.00 | 1.15 | |
| 4 | satisfactory | 0.00 | 0.00 | 0.00 | 0.00 | 60-70 % complete | 0.00 | 0.00 | 0.00 | |
| 5 | unsatisfactory | 0.00 | 0.00 | 0.00 | 0.00 | Less then 60% | 0.00 | 0.00 | 0.00 | |

Teaching learning and evaluation



Teaching learning and evaluation



Feedback analysis was done and it was found that all the students are satisfied, necessary Action was taken for quality improvement based on suggestions received from feedback.



PRINCIPAL
Govt. Naveen Girls College
Jaikunthpur, Korea (C.G.)

ACADEMIC SESSION 2022-23
STUDENTS FEEDBACK & THEIR
ANALYSIS WITH GRAPHICAL
PRESENTATION
CLASS = B.SC.I

Lamination Cobra File

No. 3200

NIKUNJ

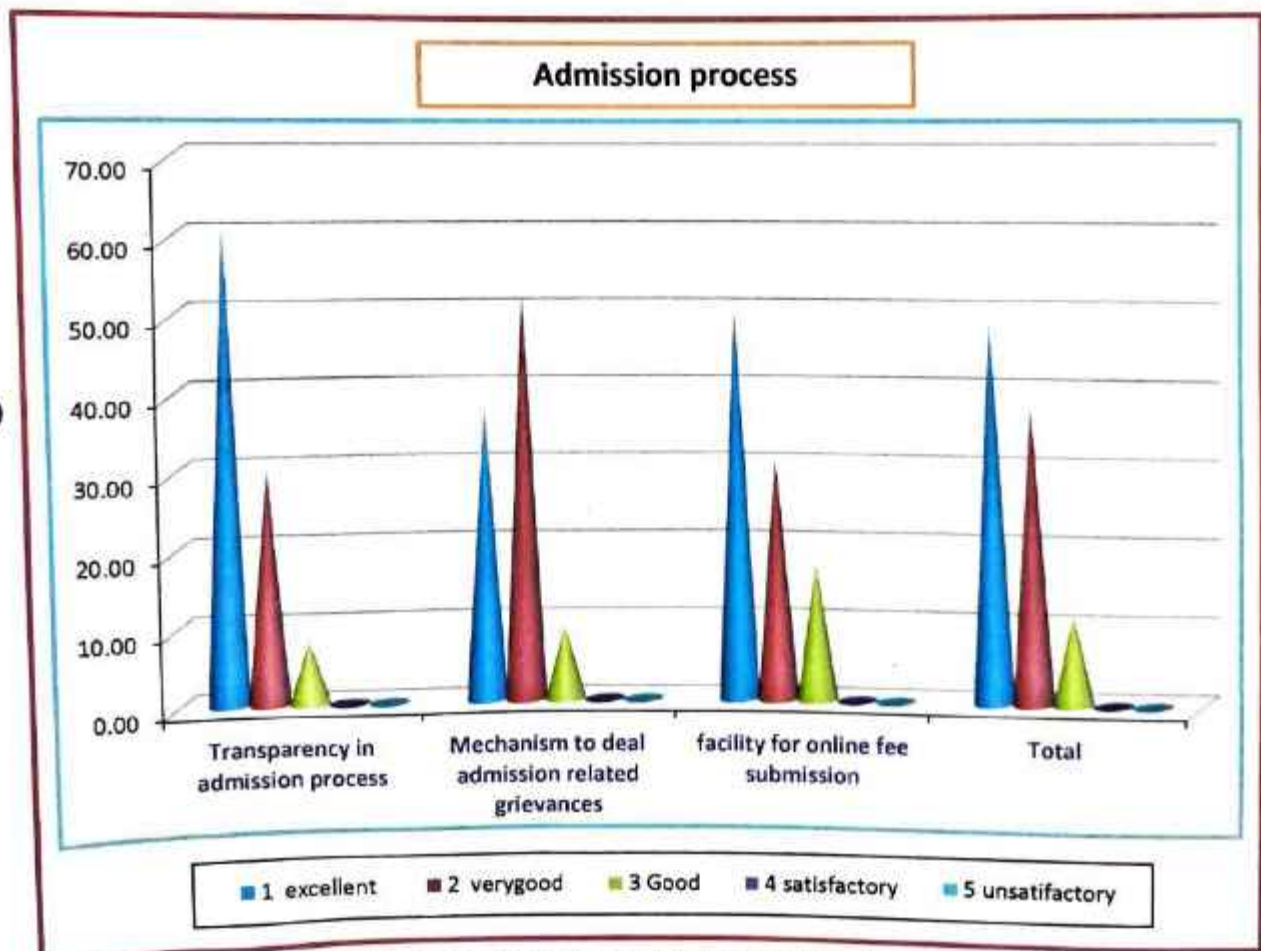
STUDENT FEEDBACK ANALYSIS

Questionnaire no. 1

| | | | |
|-------------------|-----------|---------------------|-----------------|
| Admission process | (Part 1) | Class BSC -1ST Year | session 2022-23 |
|-------------------|-----------|---------------------|-----------------|

| s.no | Paramiters | Transparency in admission process | Mechanism to deal admission related grievances | facility for online fee submission | Total |
|------|----------------|-----------------------------------|------------------------------------------------|------------------------------------|-------|
| 1 | excellent | 90 | 55 | 74 | 219 |
| 2 | verygood | 44 | 77 | 46 | 167 |
| 3 | Good | 12 | 14 | 26 | 52 |
| 4 | satisfactory | 0 | 0 | 0 | 0 |
| 5 | unsatisfactory | 0 | 0 | 0 | 0 |
| | Percentage | | | | |

| s.no | Paramiters | Transparency in admission process | Mechanism to deal admission related grievances | facility for online fee submission | Total |
|------|----------------|-----------------------------------|------------------------------------------------|------------------------------------|-------|
| 1 | excellent | 61.64 | 37.67 | 50.68 | 50.00 |
| 2 | verygood | 30.14 | 52.74 | 31.51 | 38.13 |
| 3 | Good | 8.22 | 9.59 | 17.81 | 11.87 |
| 4 | satisfactory | 0.00 | 0.00 | 0.00 | 0.00 |
| 5 | unsatisfactory | 0.00 | 0.00 | 0.00 | 0.00 |



Feedback analysis was done and it was found that all the students are satisfied, necessary Action was taken for quality improvement based on suggestions received from feedback.



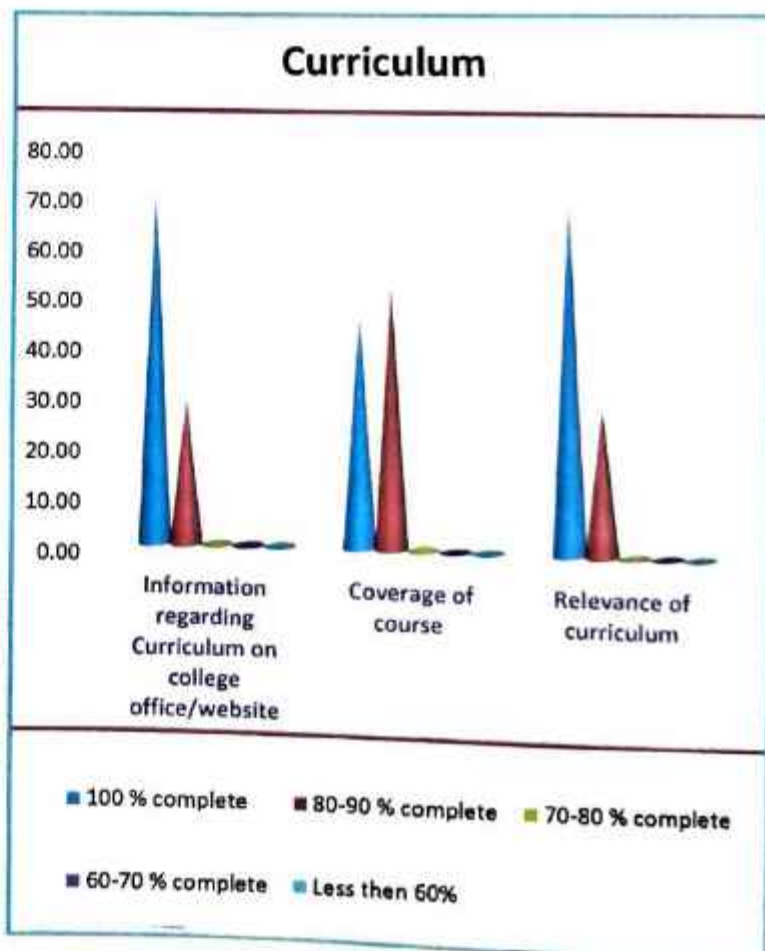
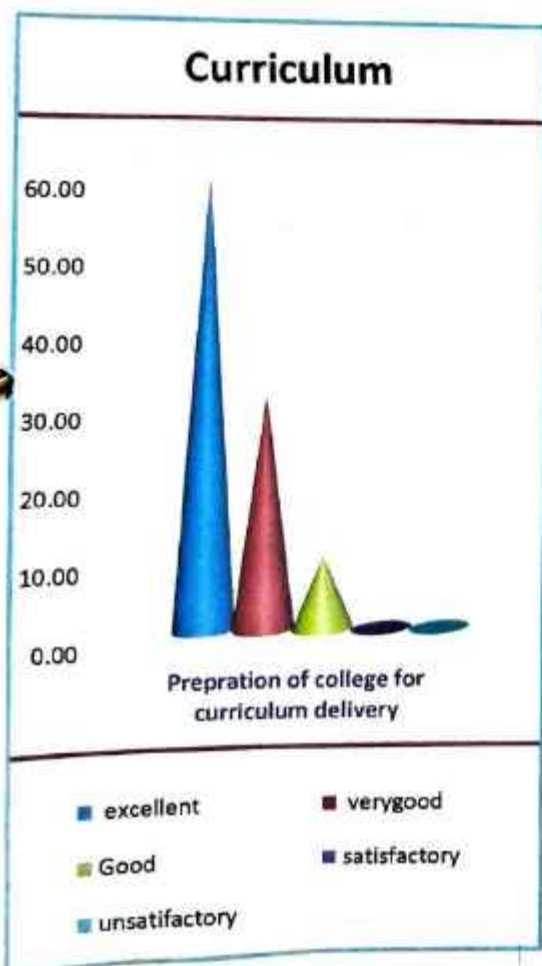
[Signature]
PRINCIPAL
 Govt. Naveen Girls College
 Baikunthpur, Korea (C.G.)

STUDENT FEEDBACK ANALYSIS

Questionnaire no. 1

| Curriculum | | (Part 2) | | Class B,Sc. -1st Year | | session 2022-23 | |
|------------|----------------|-----------------------------------------------|------------------|------------------------------------------------------------|--------------------|-------------------------|-------|
| A | | B | | | | | |
| s.no | paramiters | Prepration of college for curriculum delivery | paramiters | Information regarding Curriculum on college office/website | Coverage of course | Relevance of curriculum | Total |
| 1 | excellent | 87 | 100 % complete | 103 | 68 | 102 | 360 |
| 2 | verygood | 45 | 80-90 % complete | 42 | 76 | 43 | 206 |
| 3 | Good | 14 | 70-80 % complete | 1 | 2 | 1 | 18 |
| 4 | satisfactory | 0 | 60-70 % complete | 0 | 0 | 0 | 0 |
| 5 | unsatisfactory | 0 | Less then 60% | 0 | 0 | 0 | 0 |
| | percentage | | | | | | |

| s.no | paramiters | Prepration of college for curriculum delivery | paramiters | Information regarding Curriculum on college office/website | Coverage of course | Relevance of curriculum | Total |
|------|----------------|-----------------------------------------------|------------------|------------------------------------------------------------|--------------------|-------------------------|-------|
| 1 | excellent | 59.59 | 100 % complete | 70.55 | 46.58 | 69.86 | 61.64 |
| 2 | verygood | 30.82 | 80-90 % complete | 28.77 | 52.05 | 29.45 | 35.27 |
| 3 | Good | 9.59 | 70-80 % complete | 0.68 | 1.37 | 0.68 | 3.08 |
| 4 | satisfactory | 0.00 | 60-70 % complete | 0.00 | 0.00 | 0.00 | 0.00 |
| 5 | unsatisfactory | 0.00 | Less then 60% | 0.00 | 0.00 | 0.00 | 0.00 |



Feedback analysis was done and it was found that all the students are satisfied, necessary Action was taken for quality improvement based on Suggestion received from feedback.



PRINCIPAL
Govt.Naveen Girls College
Baikunthpur, Korea (C.G.)

STUDENT FEEDBACK ANALYSIS

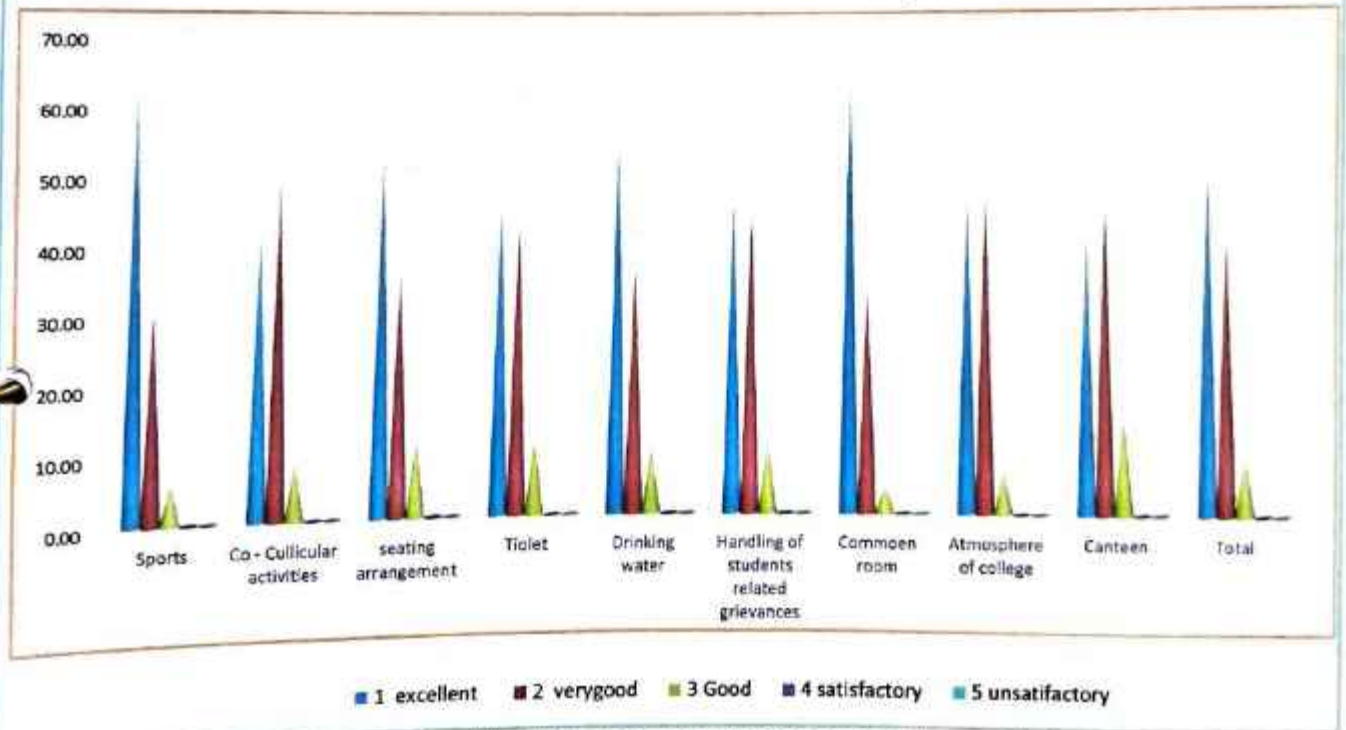
Questionnaire no. 1

| | | | |
|------------------------------------------|-----------|----------------------|-----------------|
| Infrastructure and facilities in college | (Part 3) | Class BSC -1 st Year | session 2022-23 |
|------------------------------------------|-----------|----------------------|-----------------|

| s.no | paramiters | Sports | Co - Cullicular activities | seating arrangement | Tiolet | Drinking water | Handling of students related grievances | Commoe n room | Atmosphere of college | Canteen | Total |
|------|----------------|--------|----------------------------|---------------------|--------|----------------|-----------------------------------------|---------------|-----------------------|---------|-------|
| 1 | excellent | 92 | 62 | 77 | 67 | 79 | 67 | 92 | 68 | 59 | 663 |
| 2 | verygood | 45 | 72 | 53 | 63 | 53 | 64 | 48 | 69 | 66 | 533 |
| 3 | Good | 9 | 12 | 16 | 16 | 14 | 15 | 6 | 9 | 21 | 118 |
| 4 | satisfactory | 0 | 0 | 0 | 0 | 0 | 0 | 0 | 0 | 0 | 0 |
| 5 | unsatisfactory | 0 | 0 | 0 | 0 | 0 | 0 | 0 | 0 | 0 | 0 |
| | percentage | | | | | | | | | | |

| s.no | paramiters | Sports | Co - Cullicular activities | seating arrangement | Tiolet | Drinking water | Handling of students related grievances | Commoe n room | Atmosphere of college | Canteen | Total |
|------|----------------|--------|----------------------------|---------------------|--------|----------------|-----------------------------------------|---------------|-----------------------|---------|-------|
| 1 | excellent | 63.01 | 42.47 | 52.74 | 45.89 | 54.11 | 45.89 | 63.01 | 46.58 | 40.41 | 50.46 |
| 2 | verygood | 30.82 | 49.32 | 36.30 | 43.15 | 36.30 | 43.84 | 32.88 | 47.26 | 45.21 | 40.56 |
| 3 | Good | 6.16 | 8.22 | 10.96 | 10.96 | 9.59 | 10.27 | 4.11 | 6.16 | 14.38 | 8.98 |
| 4 | satisfactory | 0.00 | 0.00 | 0.00 | 0.00 | 0.00 | 0.00 | 0.00 | 0.00 | 0.00 | 0.00 |
| 5 | unsatisfactory | 0.00 | 0.00 | 0.00 | 0.00 | 0.00 | 0.00 | 0.00 | 0.00 | 0.00 | 0.00 |

Infrastructure and facilities in college



Feedback analysis was done and it was found that all the students are satisfied, necessary Action was taken for quality improvement based on suggestions received from feedback.

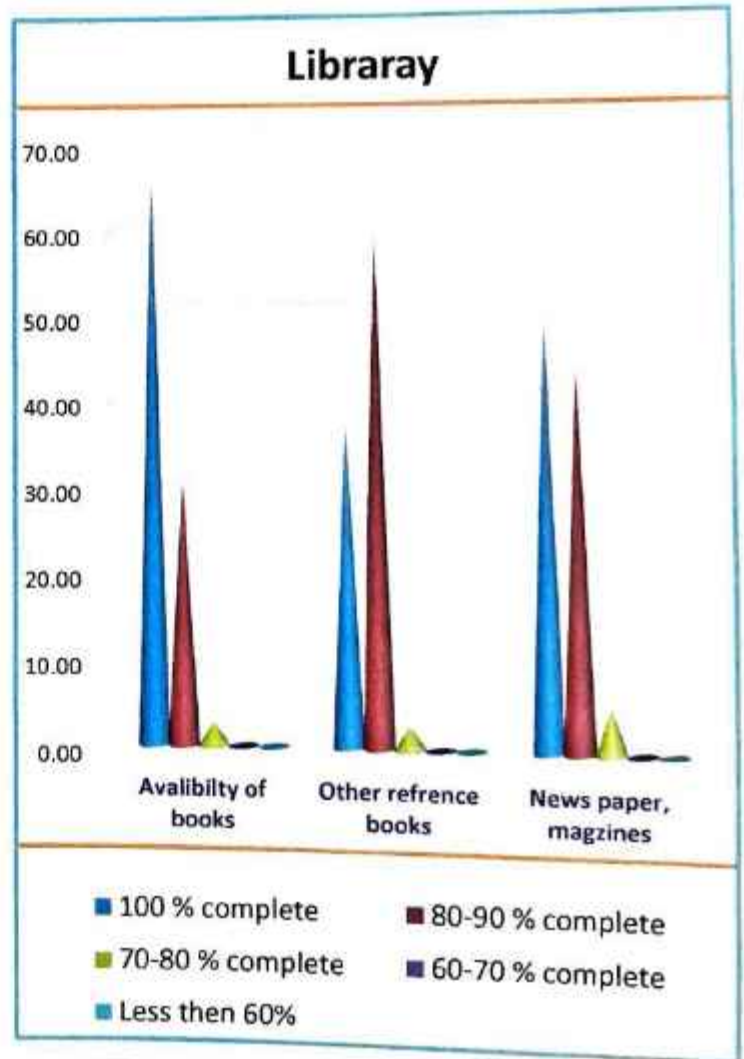
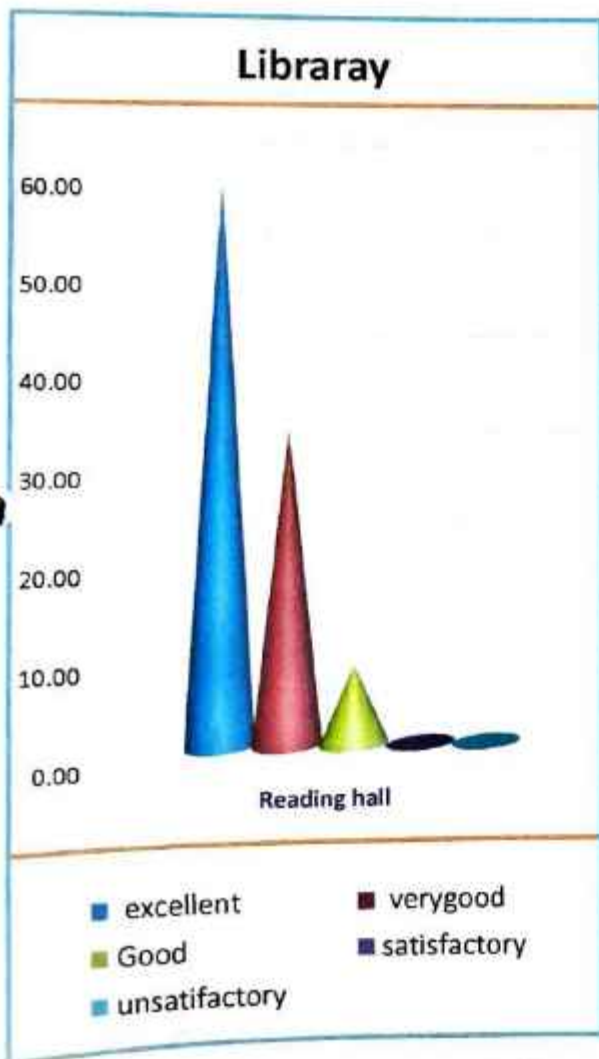


[Signature]
PRINCIPAL
 Govt. Naveen Girls College
 Baikunthpur, Korea (C.G.)

STUDENT FEEDBACK ANALYSIS

Questionnaire no. 1

| Libraray | | (Part 4) | | Class B.sc. - 1st Year | | session 2022-23 | |
|----------|----------------|--------------|------------------|------------------------|----------------------|----------------------|-------|
| A | | | B | | | | |
| s.no | paramiters | Reading hall | paramiters | Avalibility of books | Other refrence books | News paper, magzines | Total |
| 1 | excellent | 86 | 100 % complete | 97 | 55 | 73 | 311 |
| 2 | verygood | 48 | 80-90 % complete | 45 | 87 | 65 | 245 |
| 3 | Good | 12 | 70-80 % complete | 4 | 4 | 8 | 28 |
| 4 | satisfactory | 0 | 60-70 % complete | 0 | 0 | 0 | 0 |
| 5 | unsatisfactory | 0 | Less then 60% | 0 | 0 | 0 | 0 |
| | percentage | | | | | | |
| s.no | paramiters | Reading hall | paramiters | Avalibility of books | Other refrence books | News paper, magzines | Total |
| 1 | excellent | 58.90 | 100 % complete | 66.44 | 37.67 | 50.00 | 53.25 |
| 2 | verygood | 32.88 | 80-90 % complete | 30.82 | 59.59 | 44.52 | 41.95 |
| 3 | Good | 8.22 | 70-80 % complete | 2.74 | 2.74 | 5.48 | 4.79 |
| 4 | satisfactory | 0.00 | 60-70 % complete | 0.00 | 0.00 | 0.00 | 0.00 |
| 5 | unsatisfactory | 0.00 | Less then 60% | 0.00 | 0.00 | 0.00 | 0.00 |



Feedback analysis was done and it was found that all the students are satisfied, necessary Action was taken for quality improvement based on suggestions received from feedback.



PRINCIPAL
Sovt. Naveen Girls College
Baikunthpur, Korea (C.G.)

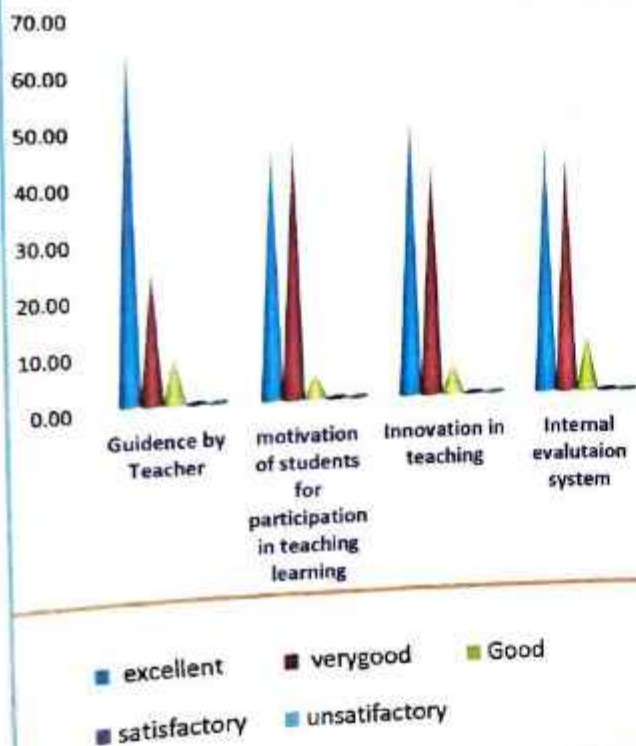
STUDENT FEEDBACK ANALYSIS

Questionnaire no. 1

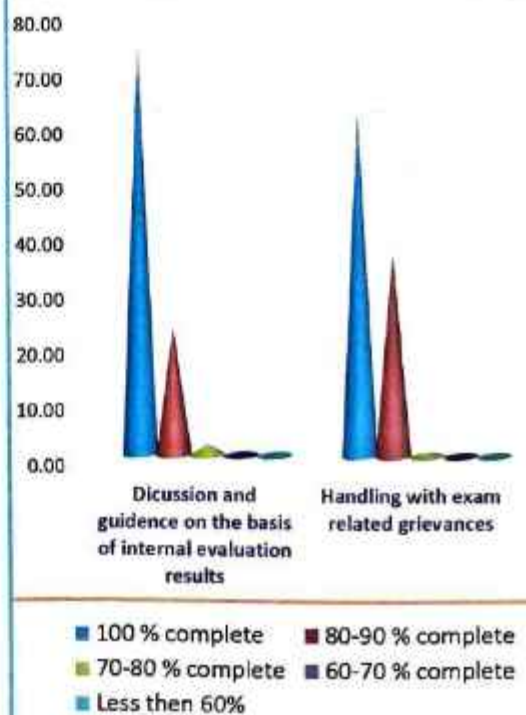
| Teaching learning and evaluation | | | | | (Part 5) | Class B.Sc. -1st Year | | | session 2022-23 |
|----------------------------------|----------------|---------------------|---------------------------------------------------------------|------------------------|----------------------------|-----------------------|--------------------------------------------------------------------|---------------------------------------|-----------------|
| A | | | | | B | | | | |
| s.n o | paramiters | Guidence by Teacher | motivation of students for participation in teaching learning | Innovation in teaching | Internal evalutaion system | paramiters | Dicussion and guidance on the basis of internal evaluation results | Handling with exam related grievances | Total |
| 1 | excellent | 97 | 69 | 75 | 68 | 100 % complete | 109 | 91 | 509 |
| 2 | verygood | 36 | 70 | 63 | 63 | 80-90 % complete | 34 | 54 | 320 |
| 3 | Good | 13 | 7 | 8 | 15 | 70-80 % complete | 3 | 1 | 47 |
| 4 | satisfactory | 0 | 0 | 0 | 0 | 60-70 % complete | 0 | 0 | 0 |
| 5 | unsatisfactory | 0 | 0 | 0 | 0 | Less then 60% | 0 | 0 | 0 |
| percentage | | | | | | | | | |

| s.n o | paramiters | Guidence by Teacher | motivation of students for participation in teaching learning | Innovation in teaching | Internal evalutaion system | paramiters | Dicussion and guidance on the basis of internal evaluation results | Handling with exam related grievances | Total |
|-------|----------------|---------------------|---------------------------------------------------------------|------------------------|----------------------------|------------------|--------------------------------------------------------------------|---------------------------------------|-------|
| 1 | excellent | 66.44 | 47.26 | 51.37 | 46.58 | 100 % complete | 74.66 | 62.33 | 58.11 |
| 2 | verygood | 24.66 | 47.95 | 43.15 | 43.15 | 80-90 % complete | 23.29 | 36.99 | 36.53 |
| 3 | Good | 8.90 | 4.79 | 5.48 | 10.27 | 70-80 % complete | 2.05 | 0.68 | 5.37 |
| 4 | satisfactory | 0.00 | 0.00 | 0.00 | 0.00 | 60-70 % complete | 0.00 | 0.00 | 0.00 |
| 5 | unsatisfactory | 0.00 | 0.00 | 0.00 | 0.00 | Less then 60% | 0.00 | 0.00 | 0.00 |

Teaching learning and evaluation



Teaching learning and evaluation



Feedback analysis was done and it was found that all the students are satisfied, necessary Action was taken for quality improvement based on suggestions received from feedback.



[Signature]
PRINCIPAL
 Govt.Naveen Girls College
 Kunthpur, Korea (C.G.)

ACADEMIC SESSION 2022-23
STUDENTS FEEDBACK & THEIR
ANALYSIS WITH GRAPHICAL
PRESENTATION
CLASS = B.SC.II

Lamination Cobra File

No. 3200

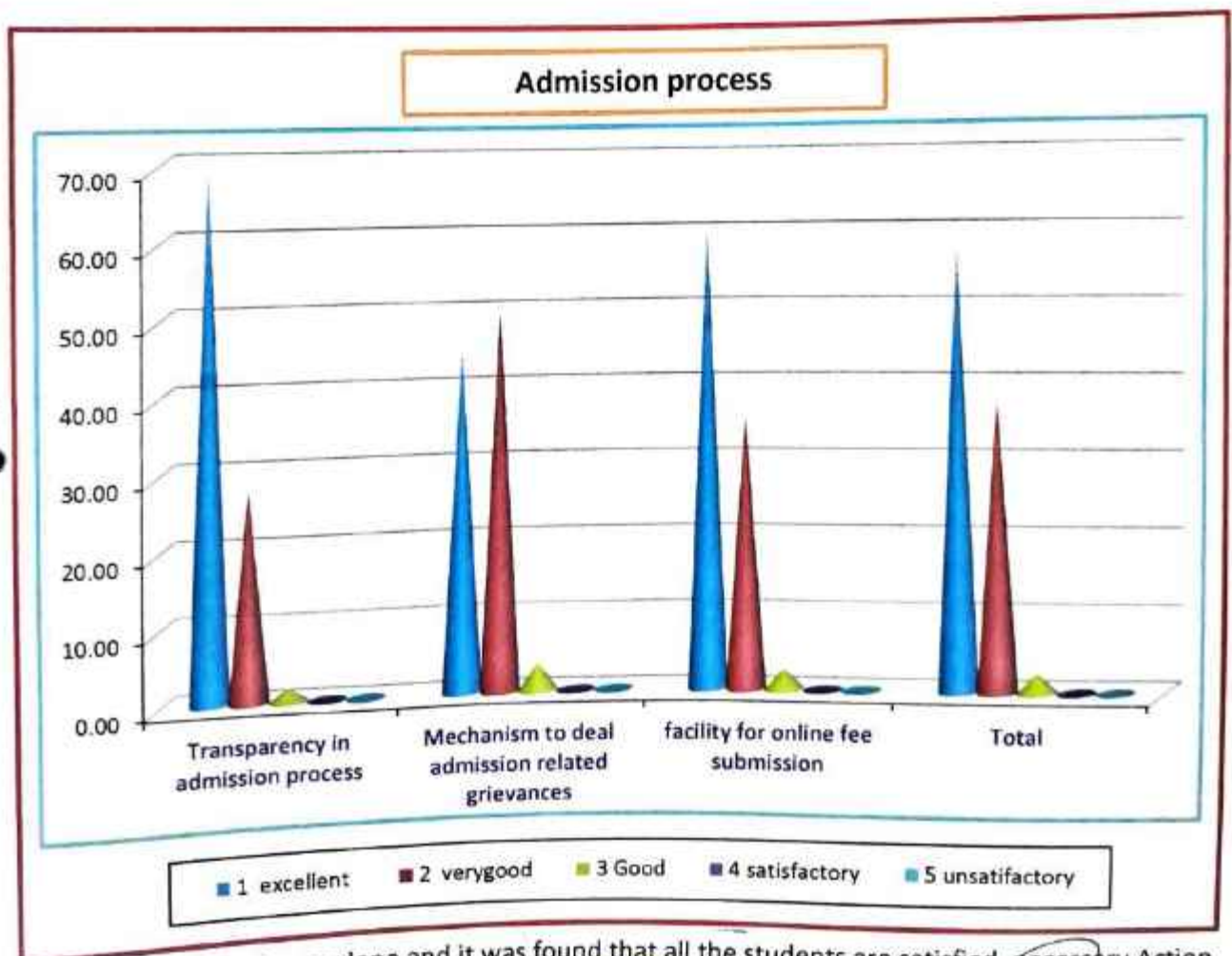
NIKUNJ

STUDENT FEEDBACK ANALYSIS

Questionnaire no. 1

| | | | |
|-------------------|-----------|---------------------|-----------------|
| Admission process | (Part 1) | Class BSC -2nd Year | session 2022-23 |
|-------------------|-----------|---------------------|-----------------|

| s.no | Paramiters | Transparency in admission process | Mechanism to deal admission related grievances | facility for online fee submission | Total |
|------|-------------------|-----------------------------------|------------------------------------------------|------------------------------------|-------|
| 1 | excellent | 77 | 50 | 67 | 194 |
| 2 | verygood | 31 | 56 | 40 | 127 |
| 3 | Good | 2 | 4 | 3 | 9 |
| 4 | satisfactory | 0 | 0 | 0 | 0 |
| 5 | unsatisfactory | 0 | 0 | 0 | 0 |
| | Percentage | | | | |
| s.no | Paramiters | Transparency in admission process | Mechanism to deal admission related grievances | facility for online fee submission | Total |
| 1 | excellent | 70.00 | 45.45 | 60.91 | 58.79 |
| 2 | verygood | 28.18 | 50.91 | 36.36 | 38.48 |
| 3 | Good | 1.82 | 3.64 | 2.73 | 2.73 |
| 4 | satisfactory | 0.00 | 0.00 | 0.00 | 0.00 |
| 5 | unsatisfactory | 0.00 | 0.00 | 0.00 | 0.00 |



Feedback analysis was done and it was found that all the students are satisfied, necessary Action was taken for quality improvement based on suggestions received from feedback.

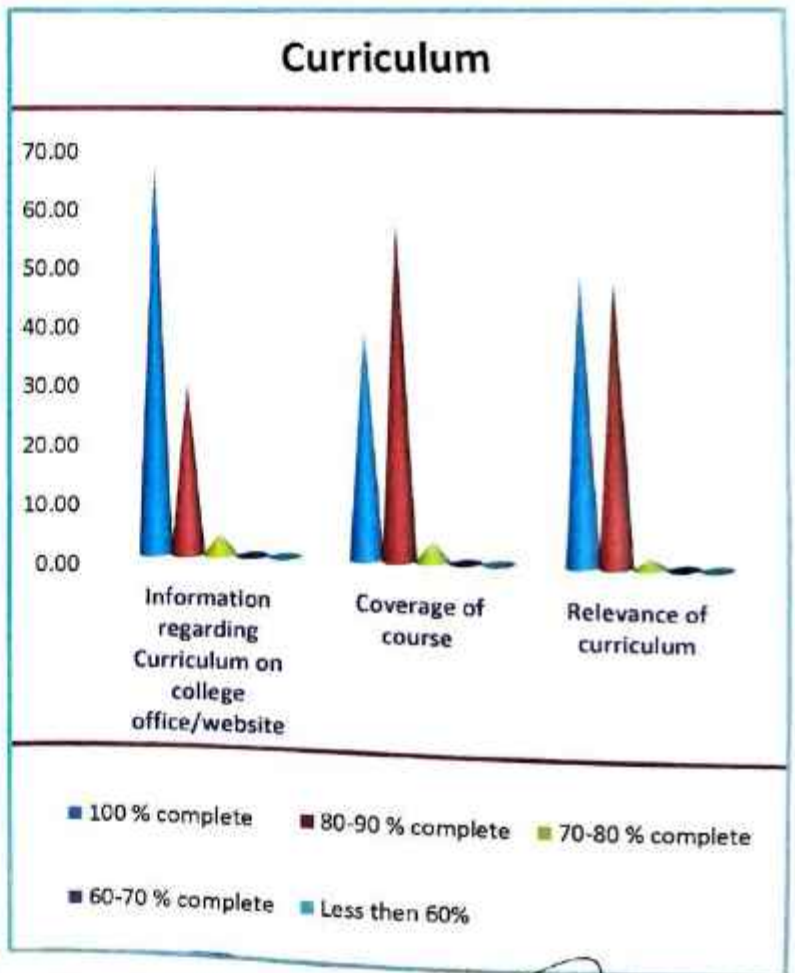
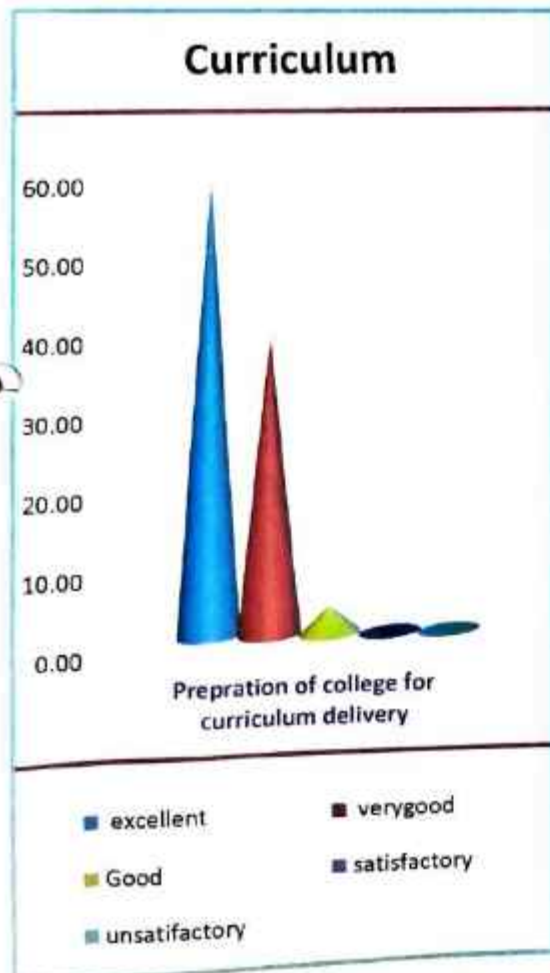



PRINCIPAL
 Jvt. Naveen Girls College
 Jaikunthpur, Korea (C.G.)

STUDENT FEEDBACK ANALYSIS

Questionnaire no. 1

| Curriculum | | (Part 2) | | Class B,Sc. -2nd Year | | session 2022-23 | |
|------------|----------------|------------------------------------------------|------------------|------------------------------------------------------------|--------------------|-------------------------|-------|
| A | | B | | | | | |
| s.no | paramiters | Preparation of college for curriculum delivery | paramiters | Information regarding Curriculum on college office/website | Coverage of course | Relevance of curriculum | Total |
| 1 | excellent | 64 | 100 % complete | 74 | 43 | 55 | 236 |
| 2 | verygood | 42 | 80-90 % complete | 32 | 63 | 53 | 190 |
| 3 | Good | 4 | 70-80 % complete | 4 | 4 | 2 | 14 |
| 4 | satisfactory | 0 | 60-70 % complete | 0 | 0 | 0 | 0 |
| 5 | unsatisfactory | 0 | Less then 60% | 0 | 0 | 0 | 0 |
| | percentage | | | | | | |
| s.no | paramiters | Preparation of college for curriculum delivery | paramiters | Information regarding Curriculum on college office/website | Coverage of course | Relevance of curriculum | Total |
| 1 | excellent | 58.18 | 100 % complete | 67.27 | 39.09 | 50.00 | 53.64 |
| 2 | verygood | 38.18 | 80-90 % complete | 29.09 | 57.27 | 48.18 | 43.18 |
| 3 | Good | 3.64 | 70-80 % complete | 3.64 | 3.64 | 1.82 | 3.18 |
| 4 | satisfactory | 0.00 | 60-70 % complete | 0.00 | 0.00 | 0.00 | 0.00 |
| 5 | unsatisfactory | 0.00 | Less then 60% | 0.00 | 0.00 | 0.00 | 0.00 |



Feedback analysis was done and it was found that all the students are satisfied, necessary action was taken for quality improvement based on suggestions received from feedback.



PRINCIPAL
Govt. Naveen Girls College
Jaikunthpur, Koroa (C.C.)

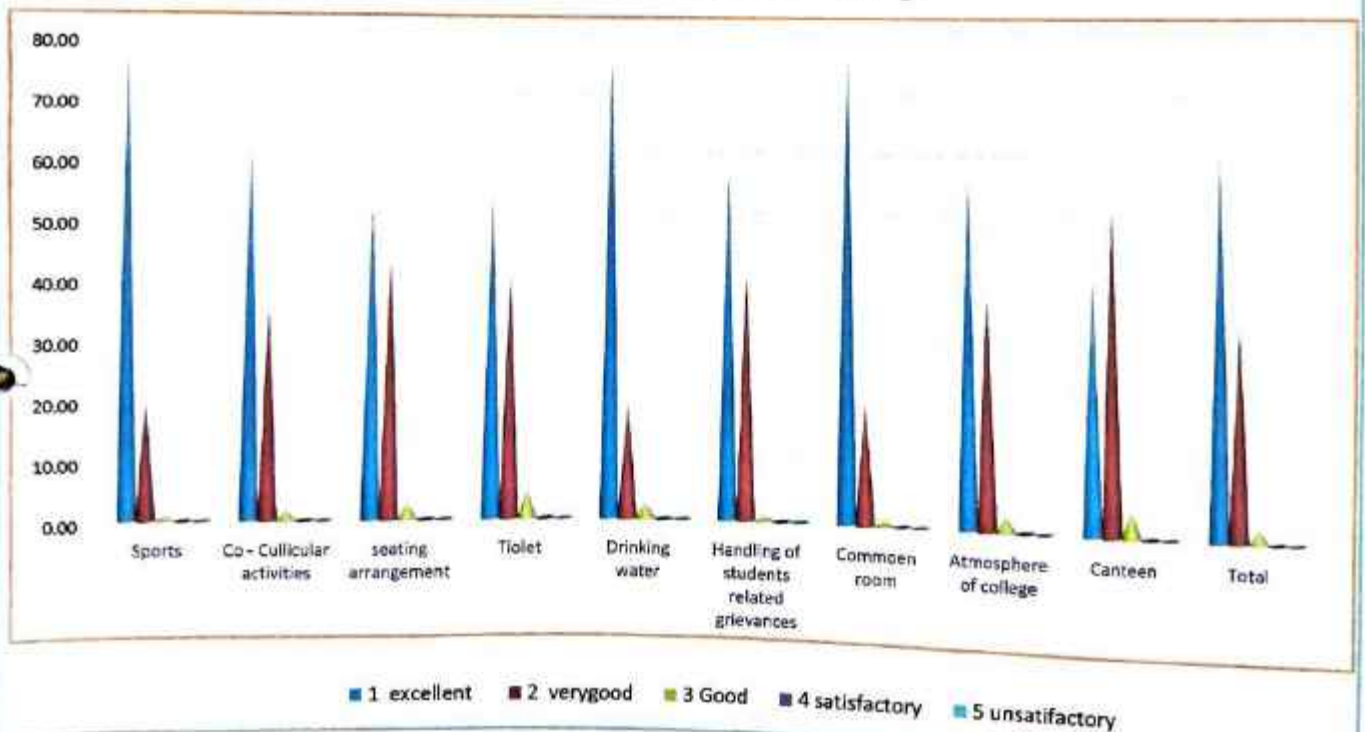
STUDENT FEEDBACK ANALYSIS

Questionnaire no. 1

| | | | |
|------------------------------------------|-----------|----------------------|-----------------|
| Infrastructure and facilities in college | (Part 3) | Class BSC -2 nd Year | session 2022-23 |
|------------------------------------------|-----------|----------------------|-----------------|

| s.no | paramiters | Sports | Co - Cullicular activities | seating arrangement | Tiolet | Drinking water | Handling of students related grievances | Commoe n room | Atmosphere of college | Canteen | Total |
|------|----------------|--------|----------------------------|---------------------|--------|----------------|-----------------------------------------|---------------|-----------------------|---------|-------|
| 1 | excellent | 87 | 69 | 59 | 60 | 86 | 64 | 87 | 64 | 46 | 622 |
| 2 | verygood | 22 | 39 | 48 | 45 | 21 | 45 | 22 | 43 | 59 | 344 |
| 3 | Good | 1 | 2 | 3 | 5 | 3 | 1 | 1 | 3 | 5 | 24 |
| 4 | satisfactory | 0 | 0 | 0 | 0 | 0 | 0 | 0 | 0 | 0 | 0 |
| 5 | unsatisfactory | 0 | 0 | 0 | 0 | 0 | 0 | 0 | 0 | 0 | 0 |
| | percentage | | | | | | | | | | |
| s.no | paramiters | Sports | Co - Cullicular activities | seating arrangement | Tiolet | Drinking water | Handling of students related grievances | Commoe n room | Atmosphere of college | Canteen | Total |
| 1 | excellent | 79.09 | 62.73 | 53.64 | 54.55 | 78.18 | 58.18 | 79.09 | 58.18 | 41.82 | 62.83 |
| 2 | verygood | 20.00 | 35.45 | 43.64 | 40.91 | 19.09 | 40.91 | 20.00 | 39.09 | 53.64 | 34.75 |
| 3 | Good | 0.91 | 1.82 | 2.73 | 4.55 | 2.73 | 0.91 | 0.91 | 2.73 | 4.55 | 2.42 |
| 4 | satisfactory | 0.00 | 0.00 | 0.00 | 0.00 | 0.00 | 0.00 | 0.00 | 0.00 | 0.00 | 0.00 |
| 5 | unsatisfactory | 0.00 | 0.00 | 0.00 | 0.00 | 0.00 | 0.00 | 0.00 | 0.00 | 0.00 | 0.00 |

Infrastrucure and facilities in college



Feedback analysis was done and it was found that all the students are satisfied, necessary Action was taken for quality improvement based on suggestions received from feedback.

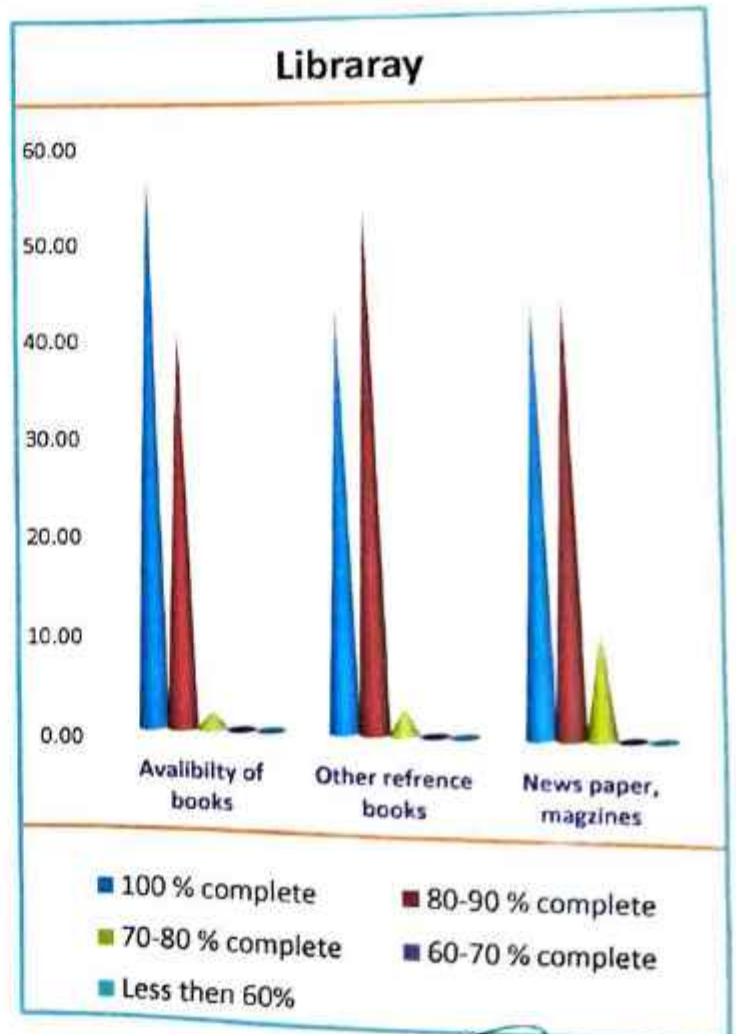
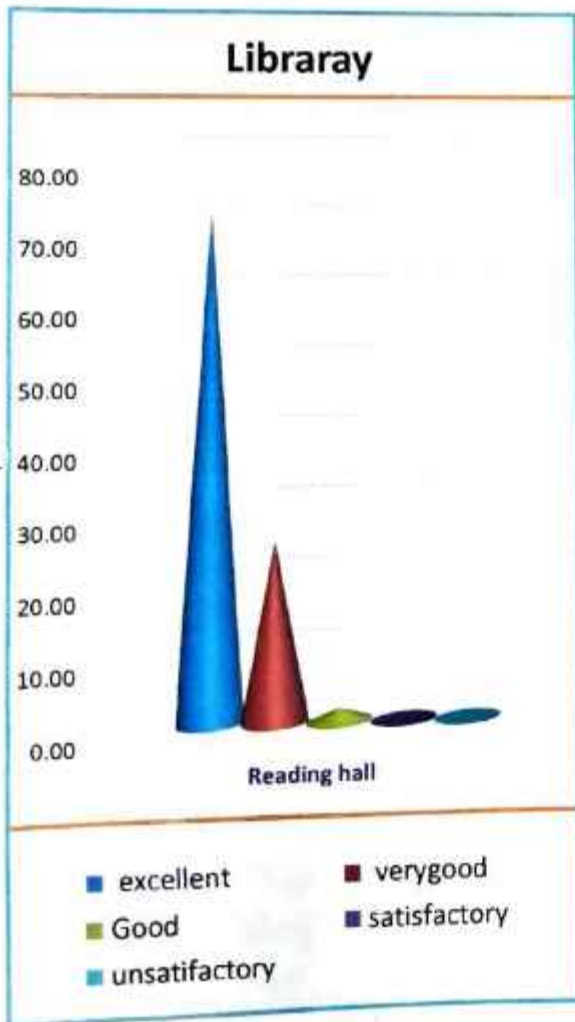


[Signature]
PRINCIPAL
 Govt. Naveen Girls College
 Saikunthpur, Korea (C.G.)

STUDENT FEEDBACK ANALYSIS

Questionnaire no. 1

| Libraray | | (Part 4) | | Class B.sc. - 2nd Year | | session 2022-23 | |
|----------|----------------|--------------|------------------|------------------------|----------------------|----------------------|-------|
| A | | | B | | | | |
| s.no | paramiters | Reading hall | paramiters | Availibility of books | Other refrence books | News paper, magzines | Total |
| 1 | excellent | 80 | 100 % complete | 63 | 48 | 49 | 240 |
| 2 | verygood | 28 | 80-90 % complete | 45 | 59 | 49 | 181 |
| 3 | Good | 2 | 70-80 % complete | 2 | 3 | 12 | 19 |
| 4 | satisfactory | 0 | 60-70 % complete | 0 | 0 | 0 | 0 |
| 5 | unsatisfactory | 0 | Less then 60% | 0 | 0 | 0 | 0 |
| | percentage | | | | | | |
| s.no | paramiters | Reading hall | paramiters | Availibility of books | Other refrence books | News paper, magzines | Total |
| 1 | excellent | 72.73 | 100 % complete | 57.27 | 43.64 | 44.55 | 54.55 |
| 2 | verygood | 25.45 | 80-90 % complete | 40.91 | 53.64 | 44.55 | 41.14 |
| 3 | Good | 1.82 | 70-80 % complete | 1.82 | 2.73 | 10.91 | 4.32 |
| 4 | satisfactory | 0.00 | 60-70 % complete | 0.00 | 0.00 | 0.00 | 0.00 |
| 5 | unsatisfactory | 0.00 | Less then 60% | 0.00 | 0.00 | 0.00 | 0.00 |



Feedback analysis was done and it was found that all the students are satisfied, necessary action was taken for quality improvement based on suggestions received from feedback.

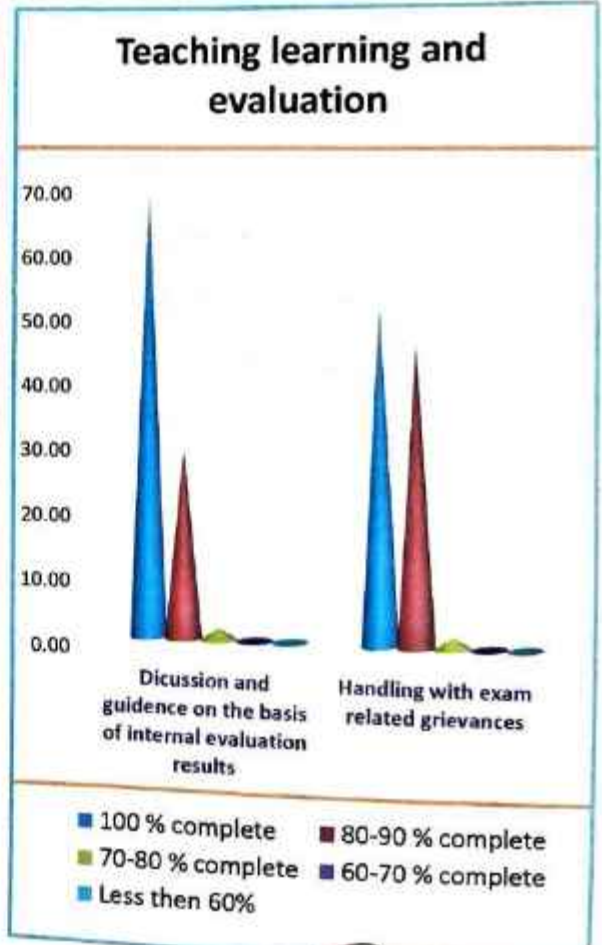
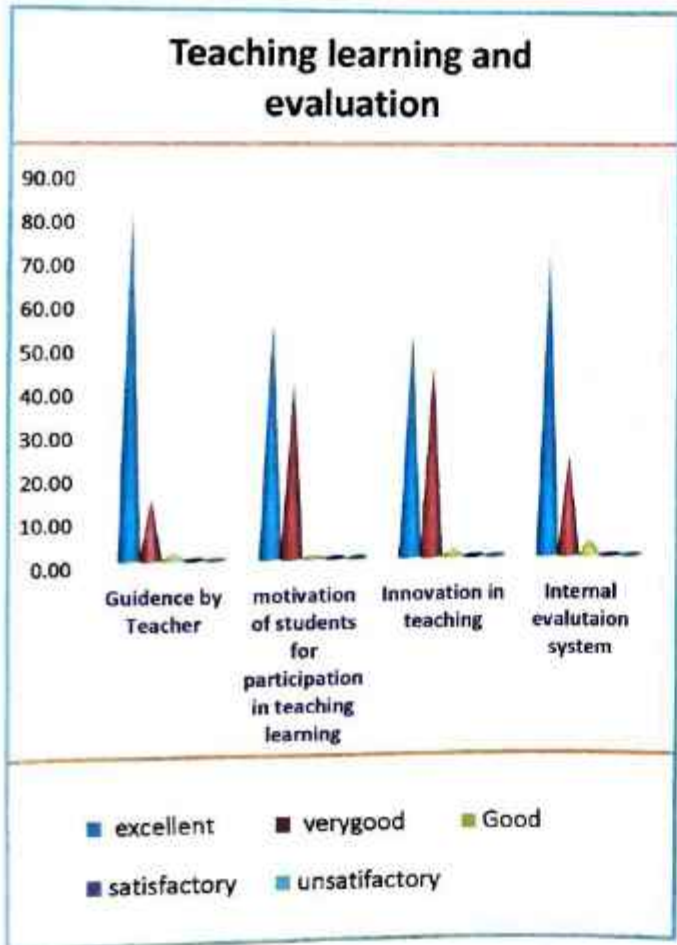


PRINCIPAL
Govt. Naveen Girls College
Baikunthpur, Korea (C.G.)


STUDENT FEEDBACK ANALYSIS

Questionnaire no. 1

| | | Teaching learning and evaluation | | | | (Part 5) | Class B.Sc. -2nd Year | | session 2022-23 | |
|------------|----------------|----------------------------------|---------------------------------------------------------------|------------------------|----------------------------|------------------|--------------------------------------------------------------------|---------------------------------------|-----------------|--|
| | | A | | | | B | | | | |
| s.n o | paramiters | Guidence by Teacher | motivation of students for participation in teaching learning | Innovation in teaching | Internal evalutaion system | paramiters | Dicussion and guidance on the basis of internal evaluation results | Handling with exam related grievances | Total | |
| 1 | excellent | 92 | 63 | 58 | 80 | 100 % complete | 76 | 57 | 426 | |
| 2 | verygood | 16 | 46 | 50 | 26 | 80-90 % complete | 32 | 51 | 221 | |
| 3 | Good | 2 | 1 | 2 | 4 | 70-80 % complete | 2 | 2 | 13 | |
| 4 | satisfactory | 0 | 0 | 0 | 0 | 60-70 % complete | 0 | 0 | 0 | |
| 5 | unsatisfactory | 0 | 0 | 0 | 0 | Less then 60% | 0 | 0 | 0 | |
| percentage | | | | | | | | | | |
| s.n o | paramiters | Guidence by Teacher | motivation of students for participation in teaching learning | Innovation in teaching | Internal evalutaion system | paramiters | Dicussion and guidance on the basis of internal evaluation results | Handling with exam related grievances | Total | |
| 1 | excellent | 83.64 | 57.27 | 52.73 | 72.73 | 100 % complete | 69.09 | 51.82 | 64.55 | |
| 2 | verygood | 14.55 | 41.82 | 45.45 | 23.64 | 80-90 % complete | 29.09 | 46.36 | 33.48 | |
| 3 | Good | 1.82 | 0.91 | 1.82 | 3.64 | 70-80 % complete | 1.82 | 1.82 | 1.97 | |
| 4 | satisfactory | 0.00 | 0.00 | 0.00 | 0.00 | 60-70 % complete | 0.00 | 0.00 | 0.00 | |
| 5 | unsatisfactory | 0.00 | 0.00 | 0.00 | 0.00 | Less then 60% | 0.00 | 0.00 | 0.00 | |



Feedback analysis was done and it was found that all the students are satisfied, necessary Action was taken for quality improvement based on suggestions received from feedback.



[Signature]
PRINCIPAL
 vt.Naveen Girls College
 kunthpur, Korea (C.G.)

ACADEMIC SESSION 2022-23
STUDENTS FEEDBACK & THEIR
ANALYSIS WITH GRAPHICAL
PRESENTATION
CLASS = B.SC.III

Lamination Cobra File

No. 3200

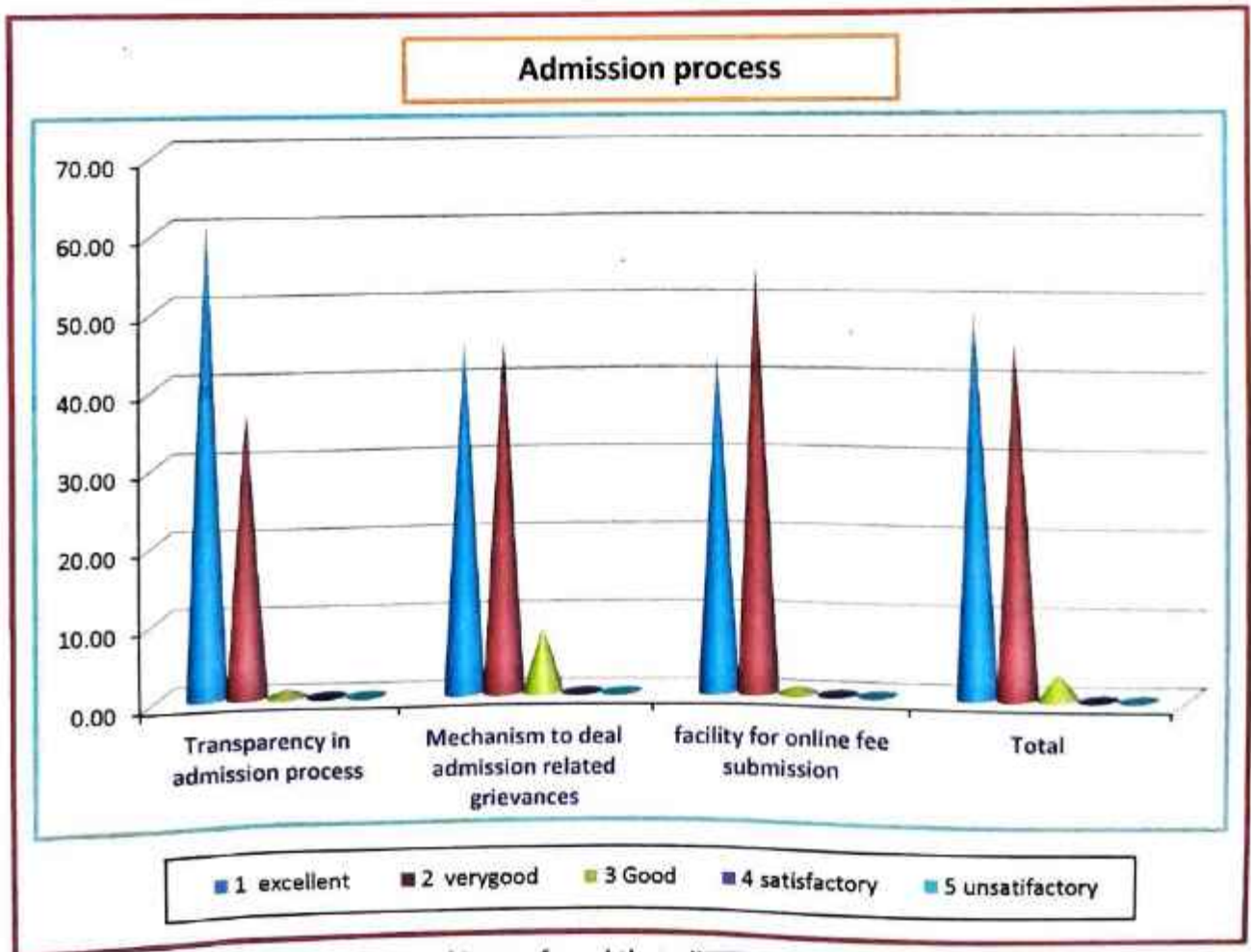
NIKUNJ

STUDENT FEEDBACK ANALYSIS

Questionnaire no. 1

| | | | |
|-------------------|-----------|---------------------|-----------------|
| Admission process | (Part 1) | Class BSC -3rd Year | session 2022-23 |
|-------------------|-----------|---------------------|-----------------|

| s.no | Paramiters | Transparency in admission process | Mechanism to deal admission related grievances | facility for online fee submission | Total |
|------|-------------------|-----------------------------------|------------------------------------------------|------------------------------------|-------|
| 1 | excellent | 58 | 43 | 41 | 142 |
| 2 | verygood | 35 | 43 | 52 | 130 |
| 3 | Good | 1 | 8 | 1 | 10 |
| 4 | satisfactory | 0 | 0 | 0 | 0 |
| 5 | unsatisfactory | 0 | 0 | 0 | 0 |
| | Percentage | | | | |
| s.no | Paramiters | Transparency in admission process | Mechanism to deal admission related grievances | facility for online fee submission | Total |
| 1 | excellent | 61.70 | 45.74 | 43.62 | 50.35 |
| 2 | verygood | 37.23 | 45.74 | 55.32 | 46.10 |
| 3 | Good | 1.06 | 8.51 | 1.06 | 3.55 |
| 4 | satisfactory | 0.00 | 0.00 | 0.00 | 0.00 |
| 5 | unsatisfactory | 0.00 | 0.00 | 0.00 | 0.00 |



Feedback analysis was done and it was found that all the students are satisfied, necessary Action was taken for quality improvement based on suggestions received from feedback.

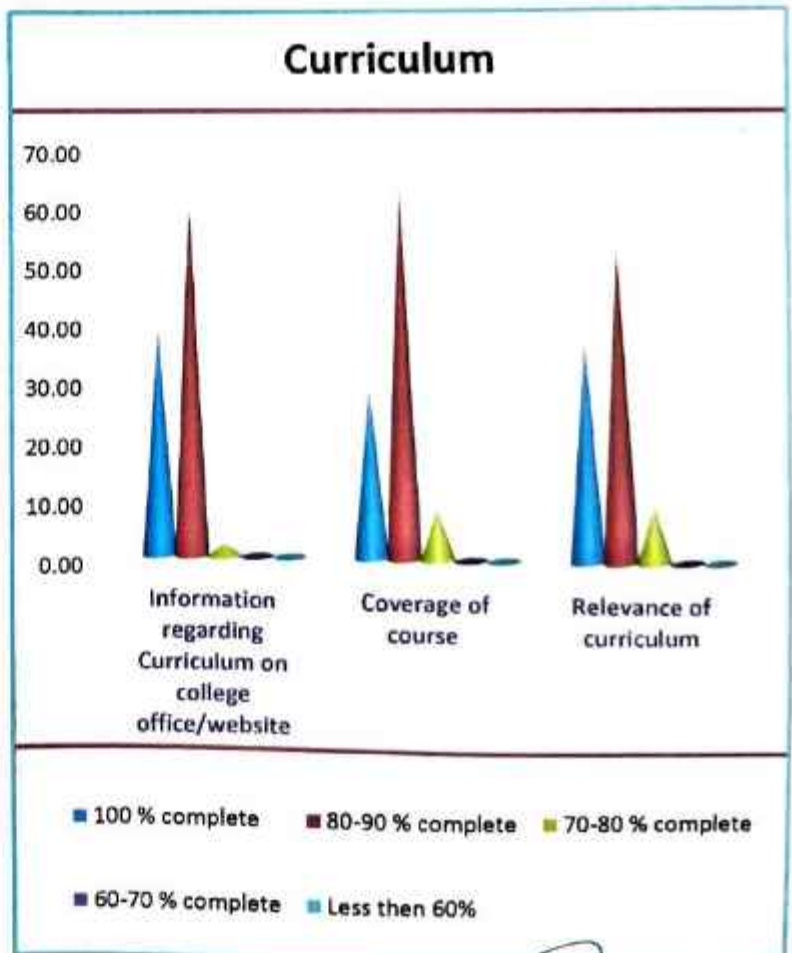
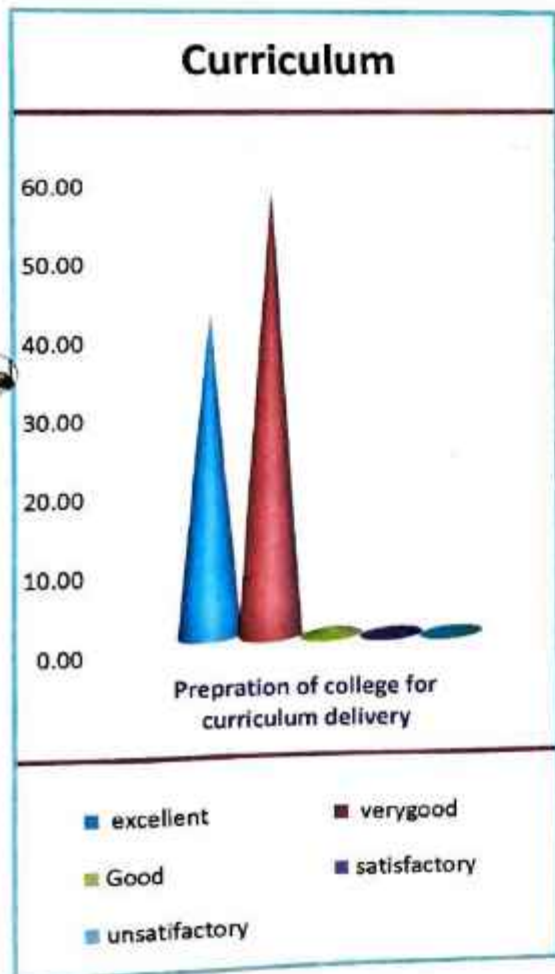



PRINCIPAL
 Govt. Naveen Girls College
 Bikaner, Rajasthan (C.G.)

STUDENT FEEDBACK ANALYSIS

Questionnaire no. 1

| Curriculum | | (Part 2) | Class B,Sc. -3rd Year | session 2022-23 | | | |
|------------|----------------|-----------------------------------------------|-----------------------|------------------------------------------------------------|--------------------|-------------------------|-------|
| A | | B | | | | | |
| s.n o | paramiters | Prepration of college for curriculum delivery | paramiters | Information regarding Curriculum on college office/website | Coverage of course | Relevance of curriculum | Total |
| 1 | excellent | 39 | 100 % complete | 36 | 27 | 35 | 137 |
| 2 | verygood | 54 | 80-90 % complete | 56 | 59 | 50 | 219 |
| 3 | Good | 1 | 70-80 % complete | 2 | 8 | 9 | 20 |
| 4 | satisfactory | 0 | 60-70 % complete | 0 | 0 | 0 | 0 |
| 5 | unsatisfactory | 0 | Less then 60% | 0 | 0 | 0 | 0 |
| percentage | | | | | | | |
| s.n o | paramiters | Prepration of college for curriculum delivery | paramiters | Information regarding Curriculum on college office/website | Coverage of course | Relevance of curriculum | Total |
| 1 | excellent | 41.49 | 100 % complete | 38.30 | 28.72 | 37.23 | 36.44 |
| 2 | verygood | 57.45 | 80-90 % complete | 59.57 | 62.77 | 53.19 | 58.24 |
| 3 | Good | 1.06 | 70-80 % complete | 2.13 | 8.51 | 9.57 | 5.32 |
| 4 | satisfactory | 0.00 | 60-70 % complete | 0.00 | 0.00 | 0.00 | 0.00 |
| 5 | unsatisfactory | 0.00 | Less then 60% | 0.00 | 0.00 | 0.00 | 0.00 |



Feedback analysis was done and it was found that all the students are satisfied, necessary Action was taken for quality improvement based on suggestions received from feedback.



PRINCIPAL
Govt. Naveen Girls College
Jaikunthpur, Korea (C.G.)

STUDENT FEEDBACK ANALYSIS

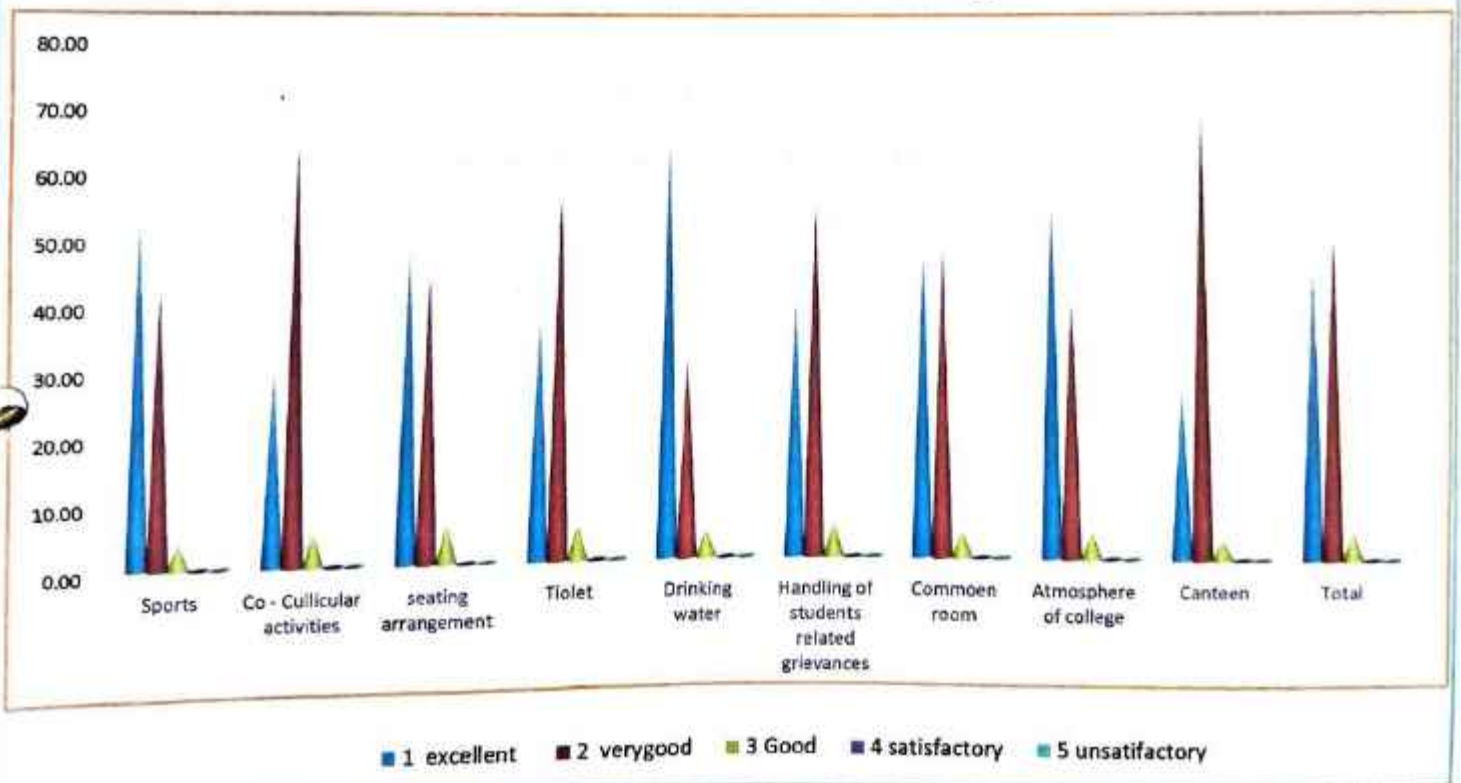
Questionnaire no. 1

| | | | |
|------------------------------------------|-----------|---------------------|-----------------|
| Infrastructure and facilities in college | (Part 3) | Class BSC -3rd Year | session 2022-23 |
|------------------------------------------|-----------|---------------------|-----------------|

| s.no | paramiters | Sports | Co - Cullicular activities | seating arrangement | Tiolet | Drinking water | Handling of students related grievances | Commoe n room | Atmosphere of college | Canteen | Total |
|------|----------------|--------|----------------------------|---------------------|--------|----------------|-----------------------------------------|---------------|-----------------------|---------|-------|
| 1 | excellent | 50 | 28 | 46 | 35 | 61 | 37 | 45 | 52 | 25 | 379 |
| 2 | verygood | 40 | 61 | 42 | 54 | 29 | 52 | 45 | 38 | 66 | 427 |
| 3 | Good | 4 | 5 | 6 | 5 | 4 | 5 | 4 | 4 | 3 | 40 |
| 4 | satisfactory | 0 | 0 | 0 | 0 | 0 | 0 | 0 | 0 | 0 | 0 |
| 5 | unsatisfactory | 0 | 0 | 0 | 0 | 0 | 0 | 0 | 0 | 0 | 0 |
| | percentage | | | | | | | | | | |

| s.no | paramiters | Sports | Co - Cullicular activities | seating arrangement | Tiolet | Drinking water | Handling of students related grievances | Commoe n room | Atmosphere of college | Canteen | Total |
|------|----------------|--------|----------------------------|---------------------|--------|----------------|-----------------------------------------|---------------|-----------------------|---------|-------|
| 1 | excellent | 53.19 | 29.79 | 48.94 | 37.23 | 64.89 | 39.36 | 47.87 | 55.32 | 26.60 | 44.80 |
| 2 | verygood | 42.55 | 64.89 | 44.68 | 57.45 | 30.85 | 55.32 | 47.87 | 40.43 | 70.21 | 50.47 |
| 3 | Good | 4.26 | 5.32 | 6.38 | 5.32 | 4.26 | 5.32 | 4.26 | 4.26 | 3.19 | 4.73 |
| 4 | satisfactory | 0.00 | 0.00 | 0.00 | 0.00 | 0.00 | 0.00 | 0.00 | 0.00 | 0.00 | 0.00 |
| 5 | unsatisfactory | 0.00 | 0.00 | 0.00 | 0.00 | 0.00 | 0.00 | 0.00 | 0.00 | 0.00 | 0.00 |

Infrastructure and facilities in college



Feedback analysis was done and it was found that all the students are satisfied, necessary Action was taken for quality improvement based on suggestions received from feedback.

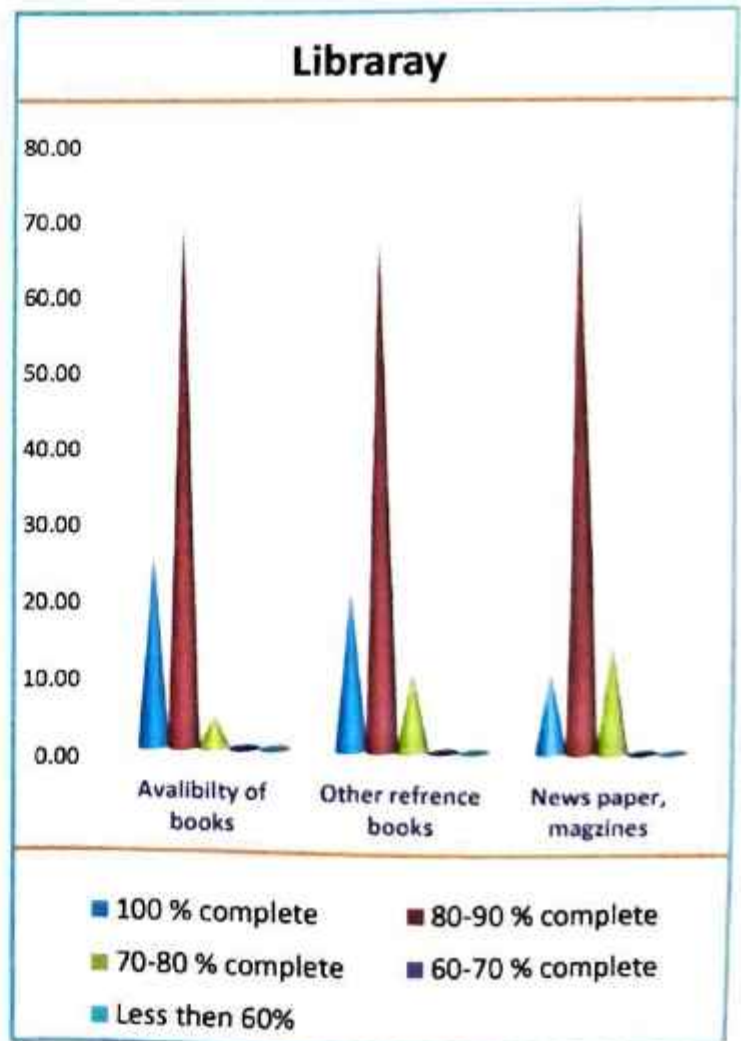
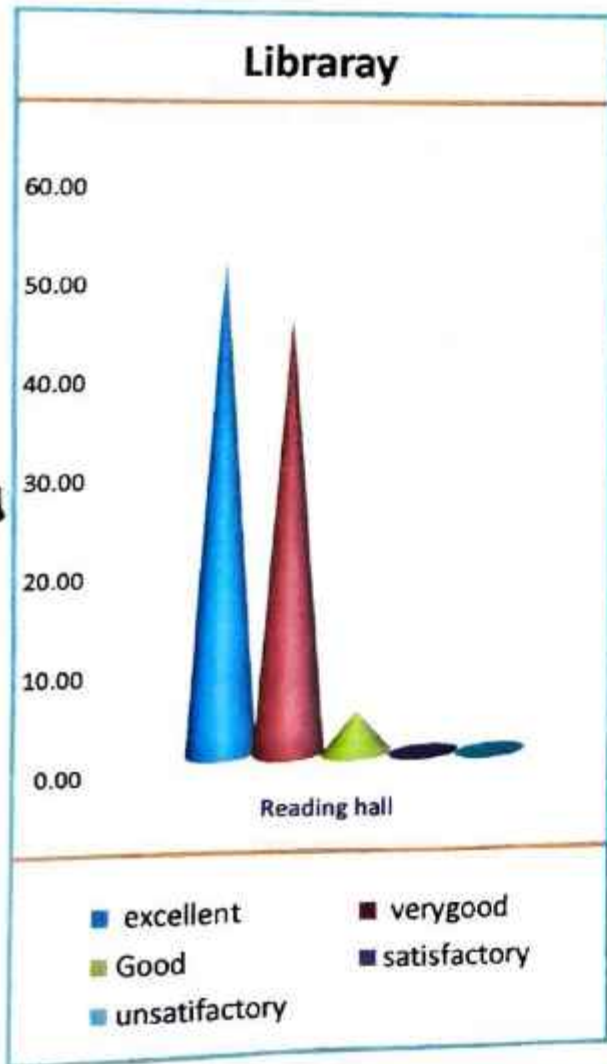


[Signature]
PRINCIPAL
 Govt. Naveen Girls College
 Baikunthpur, Korea (C.G.)

STUDENT FEEDBACK ANALYSIS

Questionnaire no. 1

| Libraray | | (Part 4) | | Class B.sc. - 3rd Year | | session 2022-23 | |
|----------|----------------|--------------|------------------|------------------------|----------------------|----------------------|-------|
| A | | | B | | | | |
| s.no | paramiters | Reading hall | paramiters | Availibility of books | Other refrence books | News paper, magzines | Total |
| 1 | excellent | 48 | 100 % complete | 24 | 20 | 10 | 102 |
| 2 | verygood | 42 | 80-90 % complete | 66 | 64 | 70 | 242 |
| 3 | Good | 4 | 70-80 % complete | 4 | 10 | 14 | 32 |
| 4 | satisfactory | 0 | 60-70 % complete | 0 | 0 | 0 | 0 |
| 5 | unsatisfactory | 0 | Less then 60% | 0 | 0 | 0 | 0 |
| | percentage | | | | | | |
| s.no | paramiters | Reading hall | paramiters | Availibility of books | Other refrence books | News paper, magzines | Total |
| 1 | excellent | 51.06 | 100 % complete | 25.53 | 21.28 | 10.64 | 27.13 |
| 2 | verygood | 44.68 | 80-90 % complete | 70.21 | 68.09 | 74.47 | 64.36 |
| 3 | Good | 4.26 | 70-80 % complete | 4.26 | 10.64 | 14.89 | 8.51 |
| 4 | satisfactory | 0.00 | 60-70 % complete | 0.00 | 0.00 | 0.00 | 0.00 |
| 5 | unsatisfactory | 0.00 | Less then 60% | 0.00 | 0.00 | 0.00 | 0.00 |



Feedback analysis was done and it was found that all the students are satisfied, necessary Action was taken for quality improvement based on suggestions received from feedback.



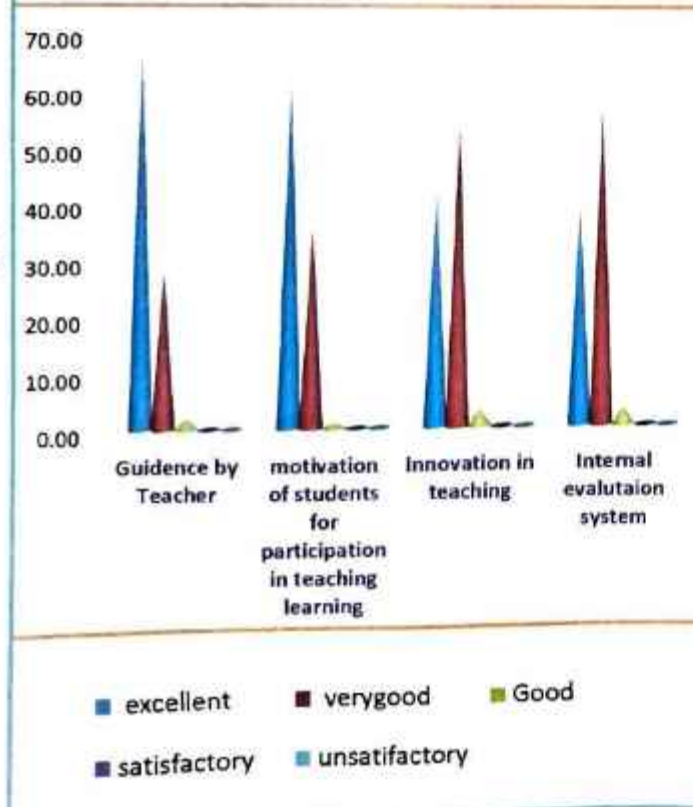

PRINCIPAL
 Govt. Naveen Girls College
 Baikunthpur, Korea (C.G.)

STUDENT FEEDBACK ANALYSIS

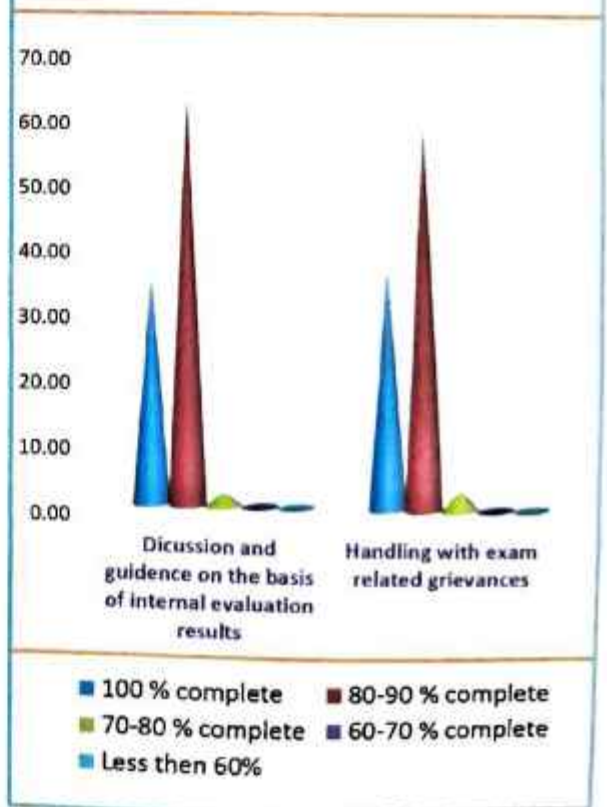
Questionnaire no. 1

| Teaching learning and evaluation | | | | | | (Part 5) | Class B.Sc. -3rd Year | session 2022-23 | |
|----------------------------------|----------------|---------------------|---------------------------------------------------------------|------------------------|----------------------------|------------------|--------------------------------------------------------------------|---------------------------------------|-------|
| s.n o | paramiters | A | | | | B | | | Total |
| | | Guidence by Teacher | motivation of students for participation in teaching learning | Innovation in teaching | Internal evalutaion system | paramiters | Dicussion and guidance on the basis of internal evaluation results | Handling with exam related grievances | |
| 1 | excellent | 65 | 59 | 40 | 37 | 100 % complete | 33 | 35 | 269 |
| 2 | verygood | 27 | 34 | 51 | 54 | 80-90 % complete | 59 | 56 | 281 |
| 3 | Good | 2 | 1 | 3 | 3 | 70-80 % complete | 2 | 3 | 14 |
| 4 | satisfactory | 0 | 0 | 0 | 0 | 60-70 % complete | 0 | 0 | 0 |
| 5 | unsatisfactory | 0 | 0 | 0 | 0 | Less then 60% | 0 | 0 | 0 |
| | percentage | | | | | | | | |
| s.n o | paramiters | Guidence by Teacher | motivation of students for participation in teaching learning | Innovation in teaching | Internal evalutaion system | paramiters | Dicussion and guidance on the basis of internal evaluation results | Handling with exam related grievances | Total |
| 1 | excellent | 69.15 | 62.77 | 42.55 | 39.36 | 100 % complete | 35.11 | 37.23 | 47.70 |
| 2 | verygood | 28.72 | 36.17 | 54.26 | 57.45 | 80-90 % complete | 62.77 | 59.57 | 49.82 |
| 3 | Good | 2.13 | 1.06 | 3.19 | 3.19 | 70-80 % complete | 2.13 | 3.19 | 2.48 |
| 4 | satisfactory | 0.00 | 0.00 | 0.00 | 0.00 | 60-70 % complete | 0.00 | 0.00 | 0.00 |
| 5 | unsatisfactory | 0.00 | 0.00 | 0.00 | 0.00 | Less then 60% | 0.00 | 0.00 | 0.00 |

Teaching learning and evaluation



Teaching learning and evaluation



Feedback analysis was done and it was found that all the students are satisfied, necessary Action was taken for quality improvement based on suggestions received from feedback.



[Signature]
PRINCIPAL
 Govt. Naveen Girls College
 Kunthpur, Korea (C.G.)

ACADEMIC SESSION 2022-23
STUDENTS FEEDBACK & THEIR
ANALYSIS WITH GRAPHICAL
PRESENTATION
CLASS = B.A.I

Lamination Cobra File

No. 3200

NIKUNJ

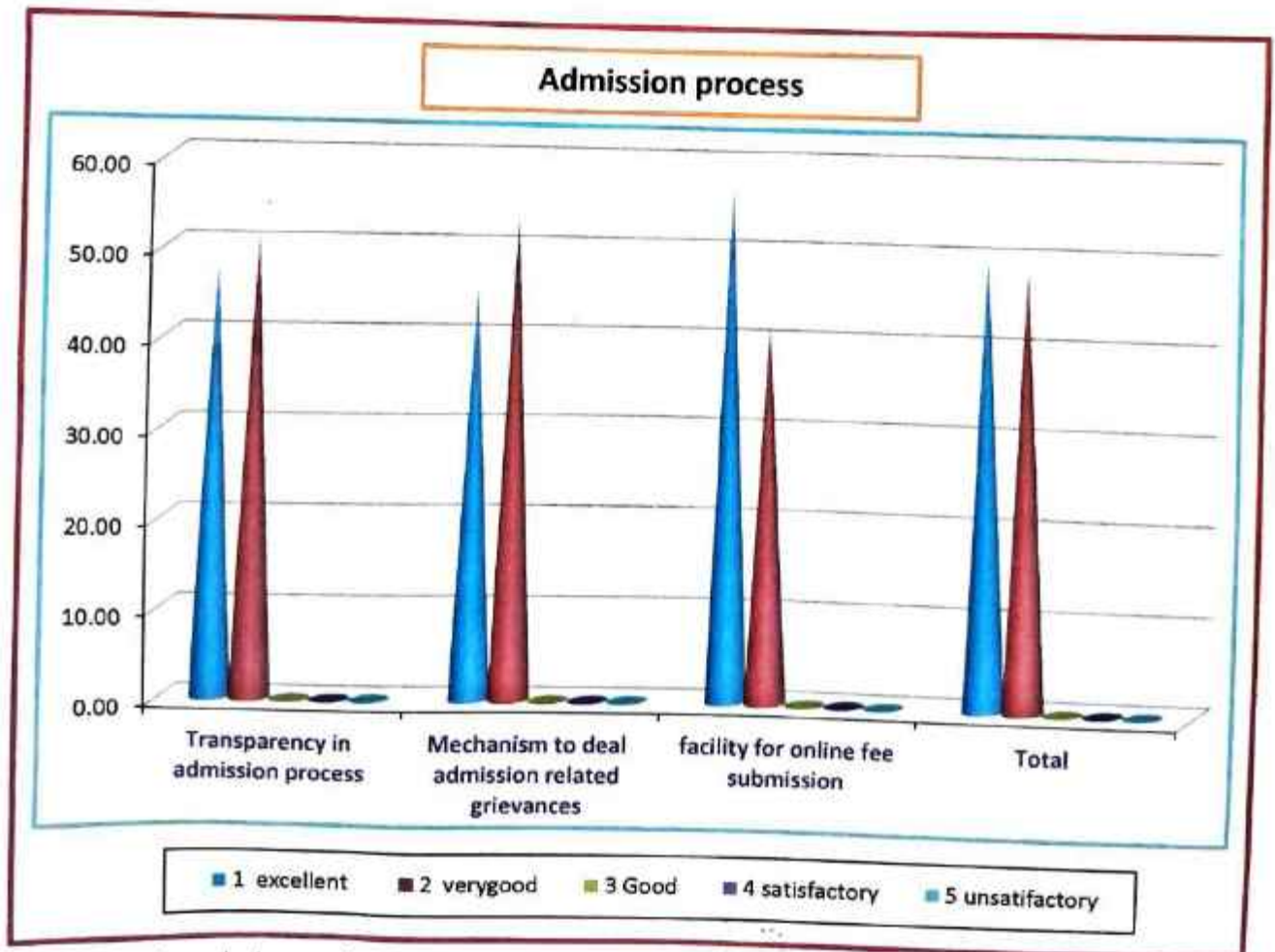
STUDENT FEEDBACK ANALYSIS

Questionnaire no. 1

| | | | |
|-------------------|-----------|--------------------|-----------------|
| Admission process | (Part 1) | Class BA -1st Year | session 2022-23 |
|-------------------|-----------|--------------------|-----------------|

| s.no | Paramiters | Transparency in admission process | Mechanism to deal admission related grievances | facility for online fee submission | Total |
|------|----------------|-----------------------------------|------------------------------------------------|------------------------------------|-------|
| 1 | excellent | 57 | 54 | 68 | 179 |
| 2 | verygood | 61 | 64 | 50 | 175 |
| 3 | Good | 0 | 0 | 0 | 0 |
| 4 | satisfactory | 0 | 0 | 0 | 0 |
| 5 | unsatisfactory | 0 | 0 | 0 | 0 |
| | Percentage | | | | |

| s.no | Paramiters | Transparency in admission process | Mechanism to deal admission related grievances | facility for online fee submission | Total |
|------|----------------|-----------------------------------|------------------------------------------------|------------------------------------|-------|
| 1 | excellent | 48.31 | 45.76 | 57.63 | 50.56 |
| 2 | verygood | 51.69 | 54.24 | 42.37 | 49.44 |
| 3 | Good | 0.00 | 0.00 | 0.00 | 0.00 |
| 4 | satisfactory | 0.00 | 0.00 | 0.00 | 0.00 |
| 5 | unsatisfactory | 0.00 | 0.00 | 0.00 | 0.00 |



Feedback analysis was done and it was found that all the students are satisfied, necessary Action was taken for quality improvement based on suggestions received from feedback.



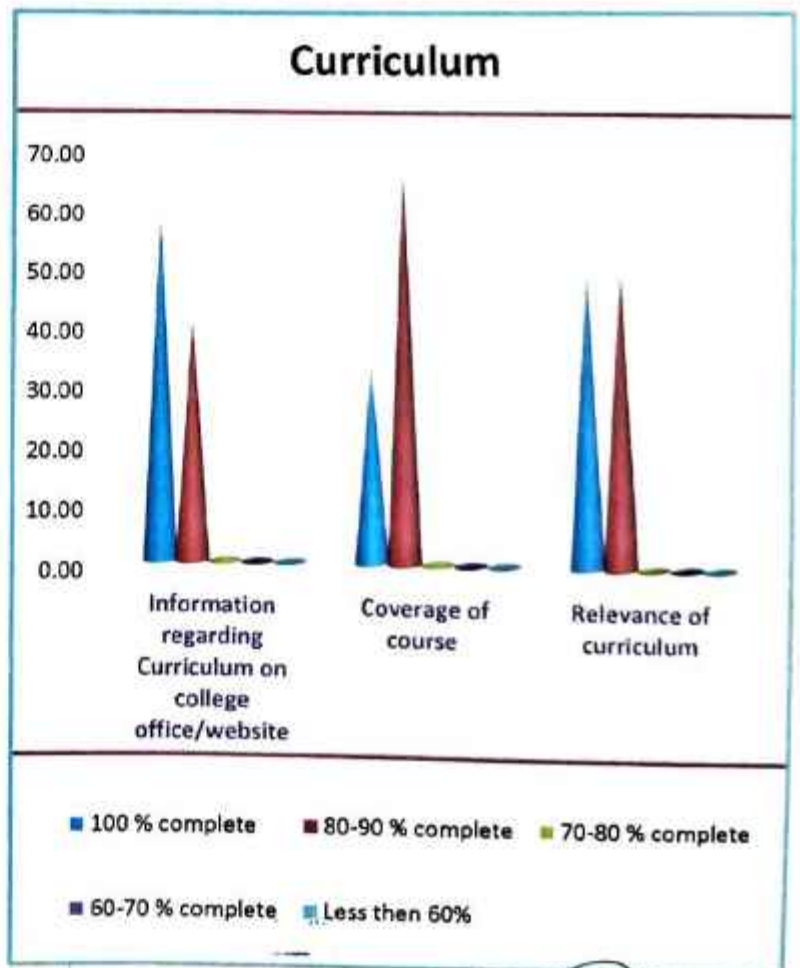
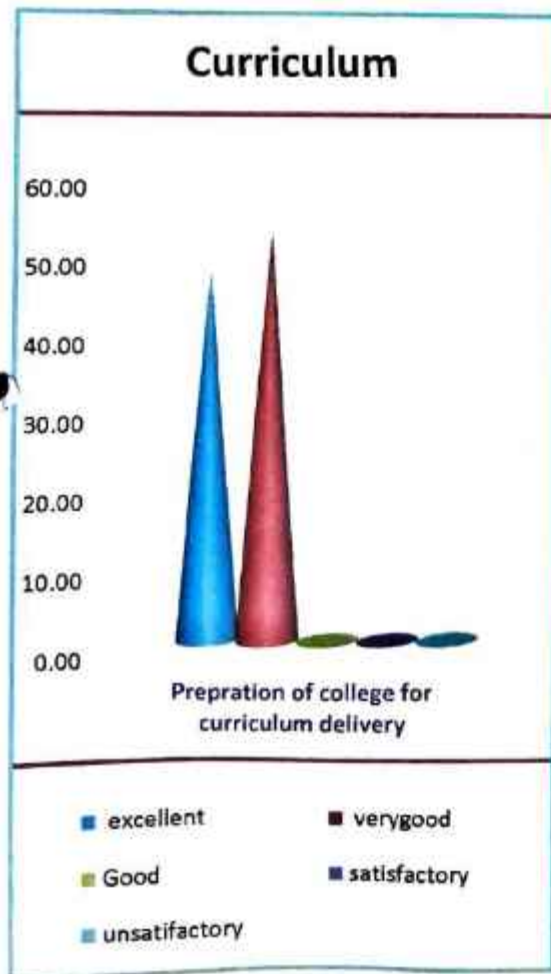
PRINCIPAL
 Smt. Naveen Girls College
 Baikunthpur, Karea (C.G.)

STUDENT FEEDBACK ANALYSIS

Questionnaire no. 1

| Curriculum | | (Part 2) | | Class B.A. -1st Year | | session 2022-23 | |
|------------|----------------|-----------------------------------------------|------------------|------------------------------------------------------------|--------------------|-------------------------|-------|
| A | | B | | | | | |
| s.n o | paramiters | Prepration of college for curriculum delivery | paramiters | Information regarding Curriculum on college office/website | Coverage of course | Relevance of curriculum | Total |
| 1 | excellent | 56 | 100 % complete | 69 | 39 | 59 | 223 |
| 2 | verygood | 62 | 80-90 % complete | 48 | 78 | 59 | 247 |
| 3 | Good | 0 | 70-80 % complete | 1 | 1 | 0 | 2 |
| 4 | satisfactory | 0 | 60-70 % complete | 0 | 0 | 0 | 0 |
| 5 | unsatisfactory | 0 | Less then 60% | 0 | 0 | 0 | 0 |
| | percentage | | | | | | |

| s.n o | paramiters | Prepration of college for curriculum delivery | paramiters | Information regarding Curriculum on college office/website | Coverage of course | Relevance of curriculum | Total |
|-------|----------------|-----------------------------------------------|------------------|------------------------------------------------------------|--------------------|-------------------------|-------|
| 1 | excellent | 47.46 | 100 % complete | 58.47 | 33.05 | 50.00 | 47.25 |
| 2 | verygood | 52.54 | 80-90 % complete | 40.68 | 66.10 | 50.00 | 52.33 |
| 3 | Good | 0.00 | 70-80 % complete | 0.85 | 0.85 | 0.00 | 0.42 |
| 4 | satisfactory | 0.00 | 60-70 % complete | 0.00 | 0.00 | 0.00 | 0.00 |
| 5 | unsatisfactory | 0.00 | Less then 60% | 0.00 | 0.00 | 0.00 | 0.00 |



Feedback analysis was done and it was found that all the students are satisfied, necessary Action was taken for quality improvement based on suggestions received from feedback.



PRINCIPAL
Govt. Naveen Girls College
Baikunthour. Korea (C.G.)

STUDENT FEEDBACK ANALYSIS

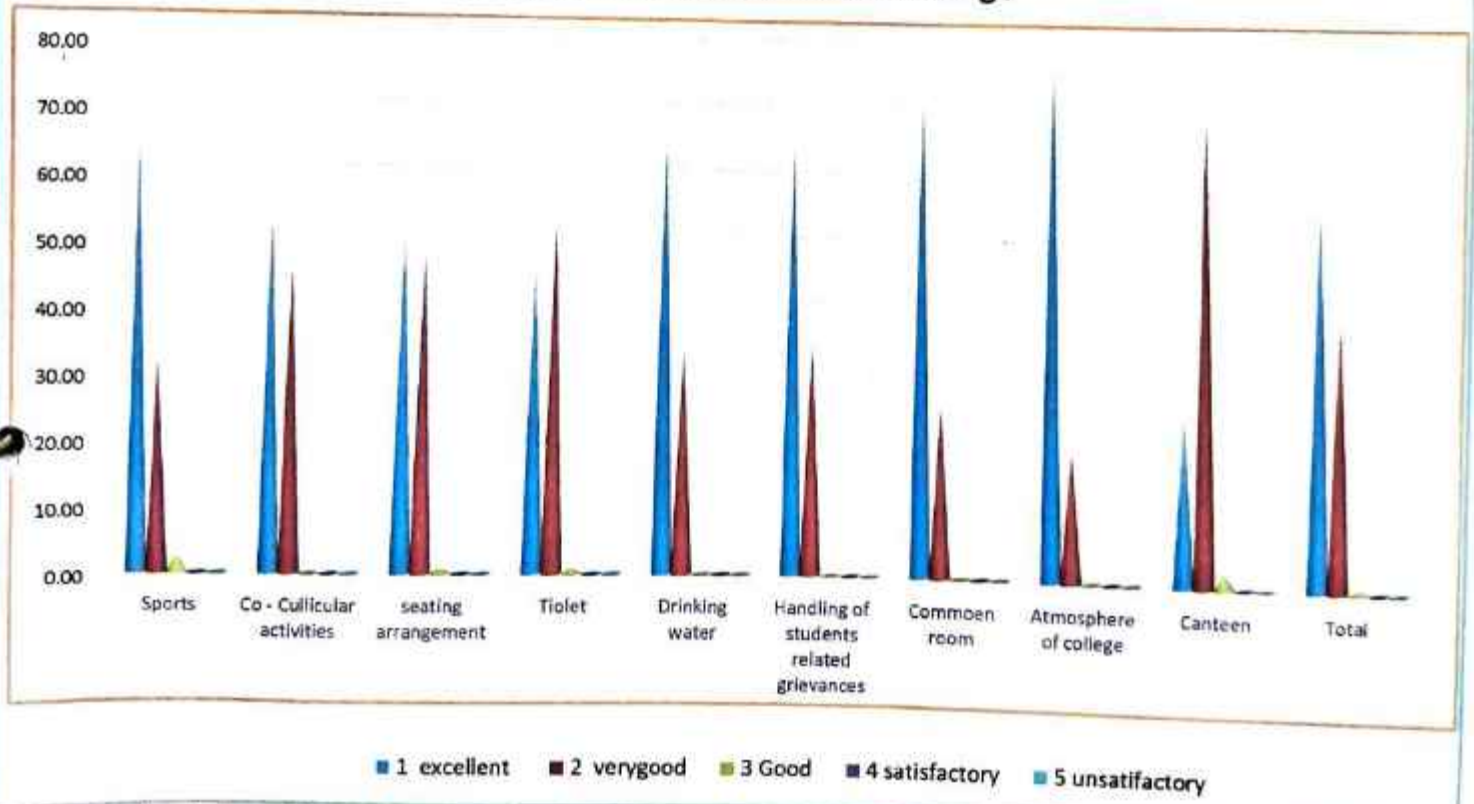
Questionnaire no. 1

| | | | |
|------------------------------------------|-----------|-----------------------|-----------------|
| Infrastructure and facilities in college | (Part 3) | Class BA -15T Year | session 2022-23 |
|------------------------------------------|-----------|-----------------------|-----------------|

| s.no | paramiters | Sports | Co - Cullicular activities | seating arrangement | Tiolet | Drinking water | Handling of students related grievances | Commoe n room | Atmosphere of college | Canteen | Total |
|------|----------------|--------|----------------------------|---------------------|--------|----------------|-----------------------------------------|---------------|-----------------------|---------|-------|
| 1 | excellent | 77 | 63 | 60 | 54 | 78 | 77 | 87 | 94 | 30 | 620 |
| 2 | verygood | 38 | 55 | 57 | 63 | 40 | 41 | 31 | 24 | 85 | 434 |
| 3 | Good | 3 | 0 | 1 | 1 | 0 | 0 | 0 | 0 | 3 | 8 |
| 4 | satisfactory | 0 | 0 | 0 | 0 | 0 | 0 | 0 | 0 | 0 | 0 |
| 5 | unsatisfactory | 0 | 0 | 0 | 0 | 0 | 0 | 0 | 0 | 0 | 0 |
| | percentage | | | | | | | | | | |

| s.no | paramiters | Sports | Co - Cullicular activities | seating arrangement | Tiolet | Drinking water | Handling of students related grievances | Commoe n room | Atmosphere of college | Canteen | Total |
|------|----------------|--------|----------------------------|---------------------|--------|----------------|-----------------------------------------|---------------|-----------------------|---------|-------|
| 1 | excellent | 65.25 | 53.39 | 50.85 | 45.76 | 66.10 | 65.25 | 73.73 | 79.66 | 25.42 | 58.38 |
| 2 | verygood | 32.20 | 46.61 | 48.31 | 53.39 | 33.90 | 34.75 | 26.27 | 20.34 | 72.03 | 40.87 |
| 3 | Good | 2.54 | 0.00 | 0.85 | 0.85 | 0.00 | 0.00 | 0.00 | 0.00 | 2.54 | 0.75 |
| 4 | satisfactory | 0.00 | 0.00 | 0.00 | 0.00 | 0.00 | 0.00 | 0.00 | 0.00 | 0.00 | 0.00 |
| 5 | unsatisfactory | 0.00 | 0.00 | 0.00 | 0.00 | 0.00 | 0.00 | 0.00 | 0.00 | 0.00 | 0.00 |

Infrastructure and facilities in college



Feedback analysis was done and it was found that all the students are satisfied, necessary Action was taken for quality improvement based on suggestions received from feedback.

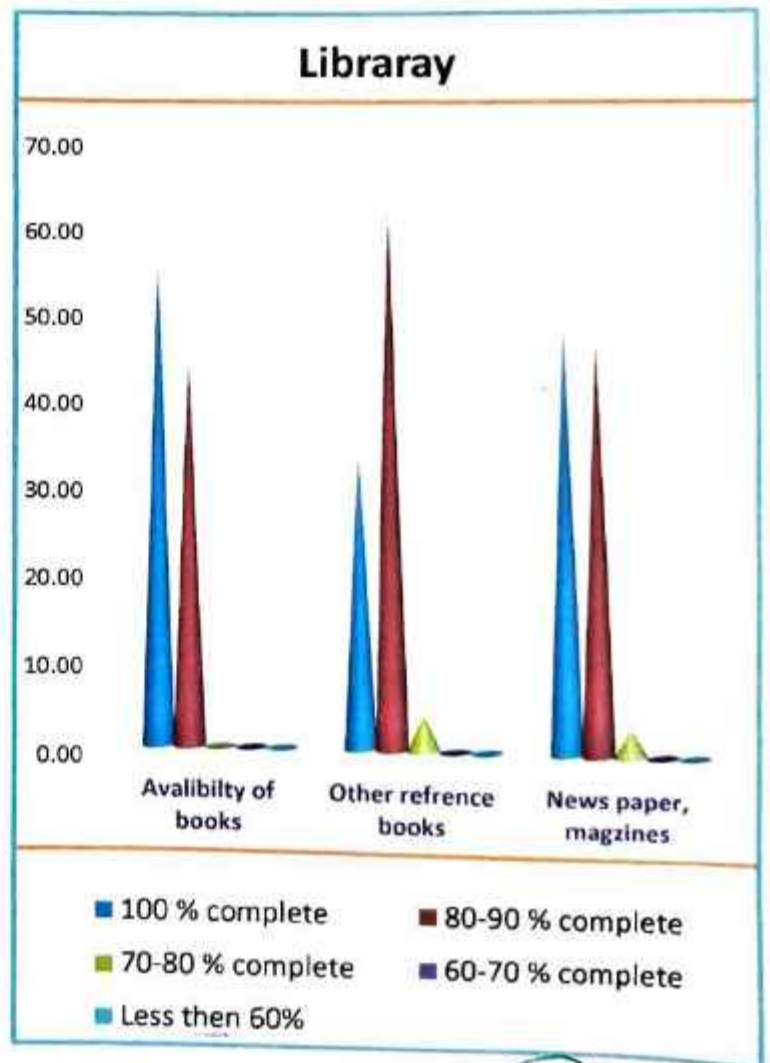
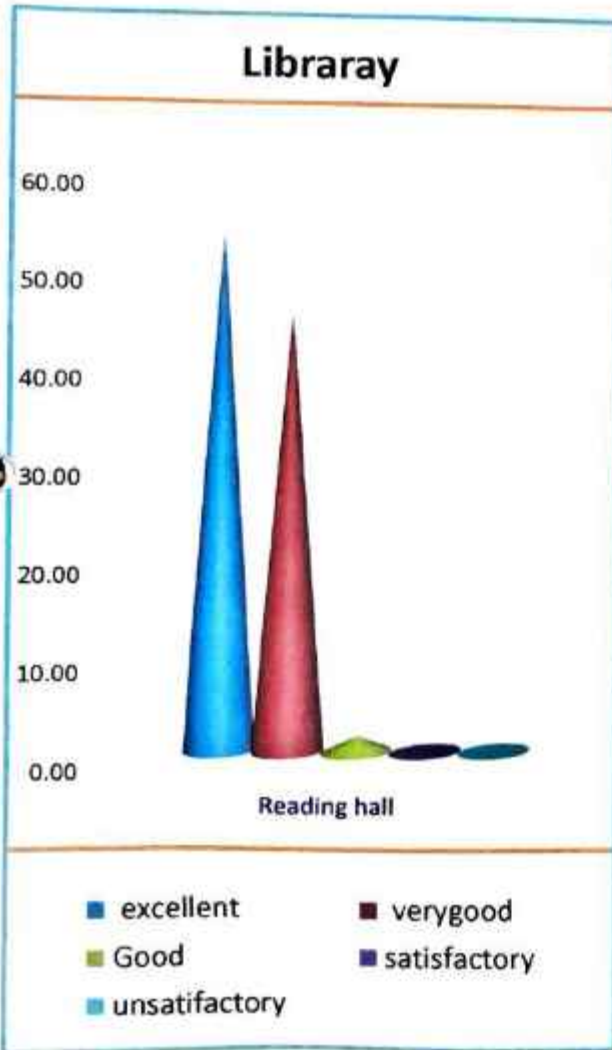


[Signature]
PRINCIPAL
 Govt. Naveen Girls College
 Baikunthpur, Korea (C.G)

STUDENT FEEDBACK ANALYSIS

Questionnaire no. 1

| Libraray | | (Part 4) | | Class B.A. - 1st Year | | session 2022-23 | |
|------------|----------------|--------------|------------------|-----------------------|----------------------|----------------------|-------|
| A | | | B | | | | |
| s.no | paramiters | Reading hall | paramiters | Avalibility of books | Other refrence books | News paper, magzines | Total |
| 1 | excellent | 63 | 100 % complete | 66 | 40 | 58 | 227 |
| 2 | verygood | 53 | 80-90 % complete | 52 | 73 | 56 | 234 |
| 3 | Good | 2 | 70-80 % complete | 0 | 5 | 4 | 11 |
| 4 | satisfactory | 0 | 60-70 % complete | 0 | 0 | 0 | 0 |
| 5 | unsatisfactory | 0 | Less then 60% | 0 | 0 | 0 | 0 |
| percentage | | | | | | | |
| s.no | paramiters | Reading hall | paramiters | Avalibility of books | Other refrence books | News paper, magzines | Total |
| 1 | excellent | 53.39 | 100 % complete | 55.93 | 33.90 | 49.15 | 48.09 |
| 2 | verygood | 44.92 | 80-90 % complete | 44.07 | 61.86 | 47.46 | 49.58 |
| 3 | Good | 1.69 | 70-80 % complete | 0.00 | 4.24 | 3.39 | 2.33 |
| 4 | satisfactory | 0.00 | 60-70 % complete | 0.00 | 0.00 | 0.00 | 0.00 |
| 5 | unsatisfactory | 0.00 | Less then 60% | 0.00 | 0.00 | 0.00 | 0.00 |



Feedback analysis was done and it was found that all the students are satisfied, necessary Action as taken for quality improvement based on suggestions received from feedback.



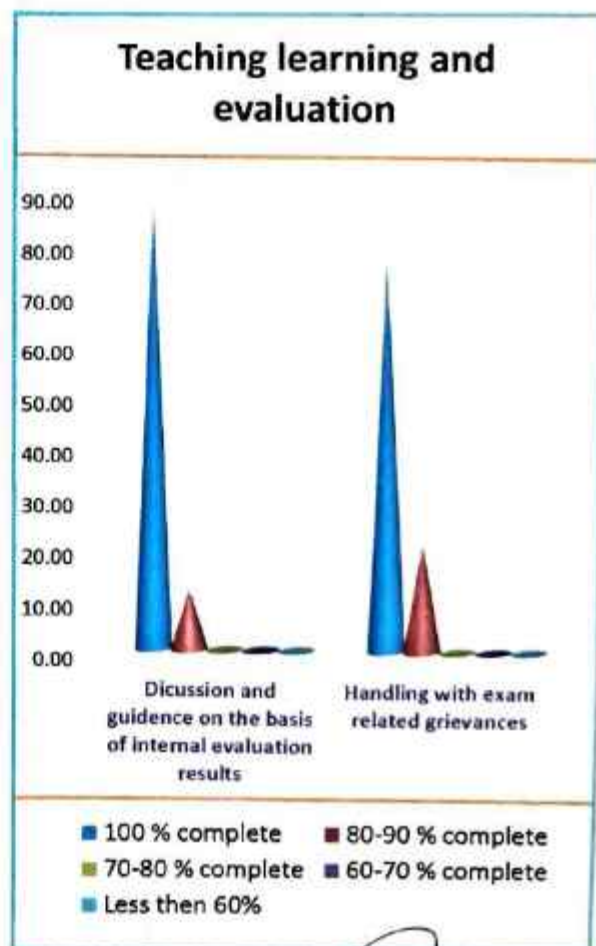
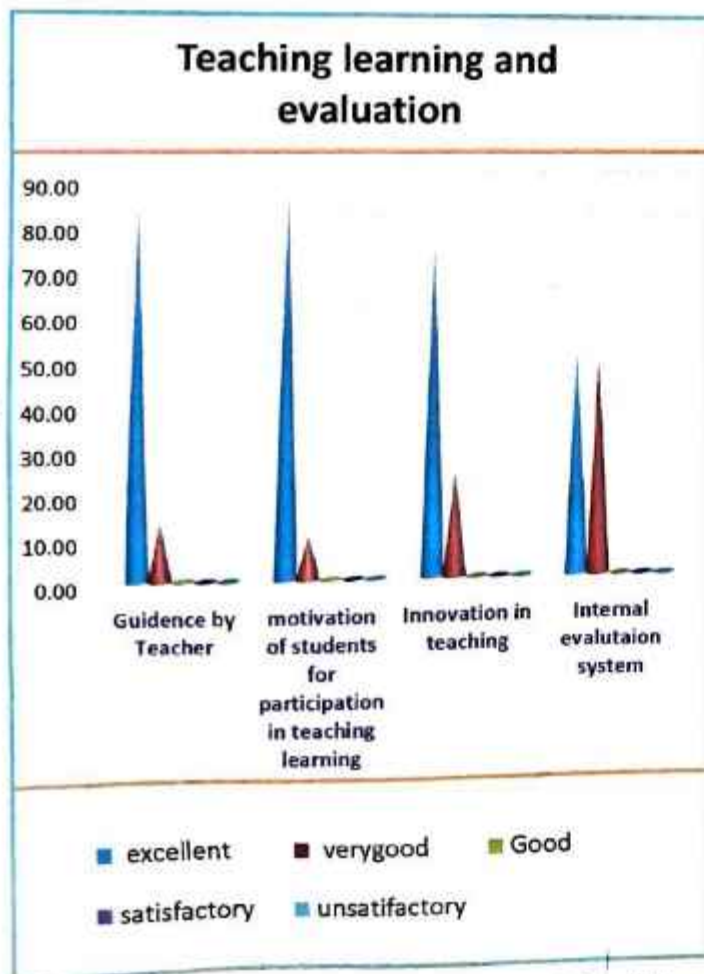
PRINCIPAL
Sovt.Naveen Girls College
Baikunthpur, Korea (C.G.)

STUDENT FEEDBACK ANALYSIS

Questionnaire no. 1

| Teaching learning and evaluation | | | | | | (Part 5) | Class B.A. -1st Year | session 2022-23 | |
|----------------------------------|----------------|---------------------|---------------------------------------------------------------|------------------------|----------------------------|------------------|--------------------------------------------------------------------|---------------------------------------|-------|
| A | | | | | | B | | | |
| s.n o | paramiters | Guidence by Teacher | motivation of students for participation in teaching learning | Innovation in teaching | Internal evalutaion system | paramiters | Dicussion and guidance on the basis of internal evaluation results | Handling with exam related grievances | Total |
| 1 | excellent | 101 | 105 | 90 | 60 | 100 % complete | 104 | 92 | 552 |
| 2 | verygood | 16 | 12 | 28 | 58 | 80-90 % complete | 14 | 26 | 154 |
| 3 | Good | 1 | 1 | 0 | 0 | 70-80 % complete | 0 | 0 | 2 |
| 4 | satisfactory | 0 | 0 | 0 | 0 | 60-70 % complete | 0 | 0 | 0 |
| 5 | unsatisfactory | 0 | 0 | 0 | 0 | Less then 60% | 0 | 0 | 0 |
| | percentage | | | | | | | | |

| s.n o | paramiters | Guidence by Teacher | motivation of students for participation in teaching learning | Innovation in teaching | Internal evalutaion system | paramiters | Dicussion and guidance on the basis of internal evaluation results | Handling with exam related grievances | Total |
|-------|----------------|---------------------|---------------------------------------------------------------|------------------------|----------------------------|------------------|--------------------------------------------------------------------|---------------------------------------|-------|
| 1 | excellent | 85.59 | 88.98 | 76.27 | 50.85 | 100 % complete | 88.14 | 77.97 | 77.97 |
| 2 | verygood | 13.56 | 10.17 | 23.73 | 49.15 | 80-90 % complete | 11.86 | 22.03 | 21.75 |
| 3 | Good | 0.85 | 0.85 | 0.00 | 0.00 | 70-80 % complete | 0.00 | 0.00 | 0.28 |
| 4 | satisfactory | 0.00 | 0.00 | 0.00 | 0.00 | 60-70 % complete | 0.00 | 0.00 | 0.00 |
| 5 | unsatisfactory | 0.00 | 0.00 | 0.00 | 0.00 | Less then 60% | 0.00 | 0.00 | 0.00 |



Feedback analysis was done and it was found that all the students are satisfied, necessary Action was taken for quality improvement based on suggestions received from feedback.



PRINCIPAL
Govt. Naveen Girls College
Baikunthpur, Korea (C.G)

ACADEMIC SESSION 2022-23
STUDENTS FEEDBACK & THEIR
ANALYSIS WITH GRAPHICAL
PRESENTATION
CLASS = B.A.II

Lamination Cobra File

No. 3200

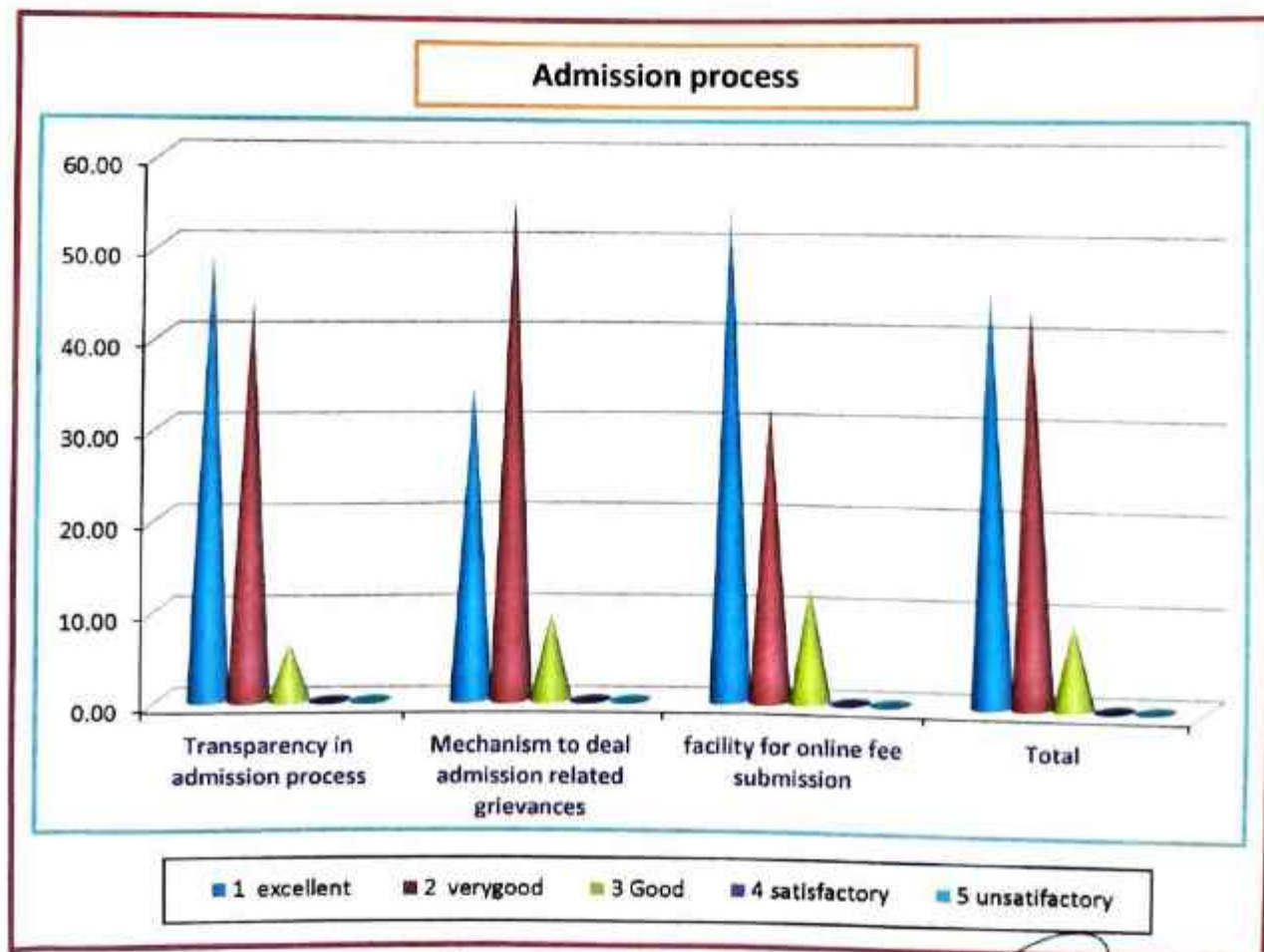
NIKUNJ

STUDENT FEEDBACK ANALYSIS

Questionnaire no. 1

| | | | |
|-------------------|-----------|--------------------|-----------------|
| Admission process | (Part 1) | Class BA -2ND Year | session 2022-23 |
|-------------------|-----------|--------------------|-----------------|

| s.no | Paramiters | Transparency in admission process | Mechanism to deal admission related grievances | facility for online fee submission | Total |
|------|-------------------|-----------------------------------|------------------------------------------------|------------------------------------|-------|
| 1 | excellent | 47 | 33 | 52 | 132 |
| 2 | verygood | 42 | 53 | 31 | 126 |
| 3 | Good | 6 | 9 | 12 | 27 |
| 4 | satisfactory | 0 | 0 | 0 | 0 |
| 5 | unsatisfactory | 0 | 0 | 0 | 0 |
| | Percentage | | | | |
| s.no | Paramiters | Transparency in admission process | Mechanism to deal admission related grievances | facility for online fee submission | Total |
| 1 | excellent | 49.47 | 34.74 | 54.74 | 46.32 |
| 2 | verygood | 44.21 | 55.79 | 32.63 | 44.21 |
| 3 | Good | 6.32 | 9.47 | 12.63 | 9.47 |
| 4 | satisfactory | 0.00 | 0.00 | 0.00 | 0.00 |
| 5 | unsatisfactory | 0.00 | 0.00 | 0.00 | 0.00 |



Feedback analysis was done and it was found that all the students are satisfied, necessary Action was taken for quality improvement based on suggestions received from feedback.

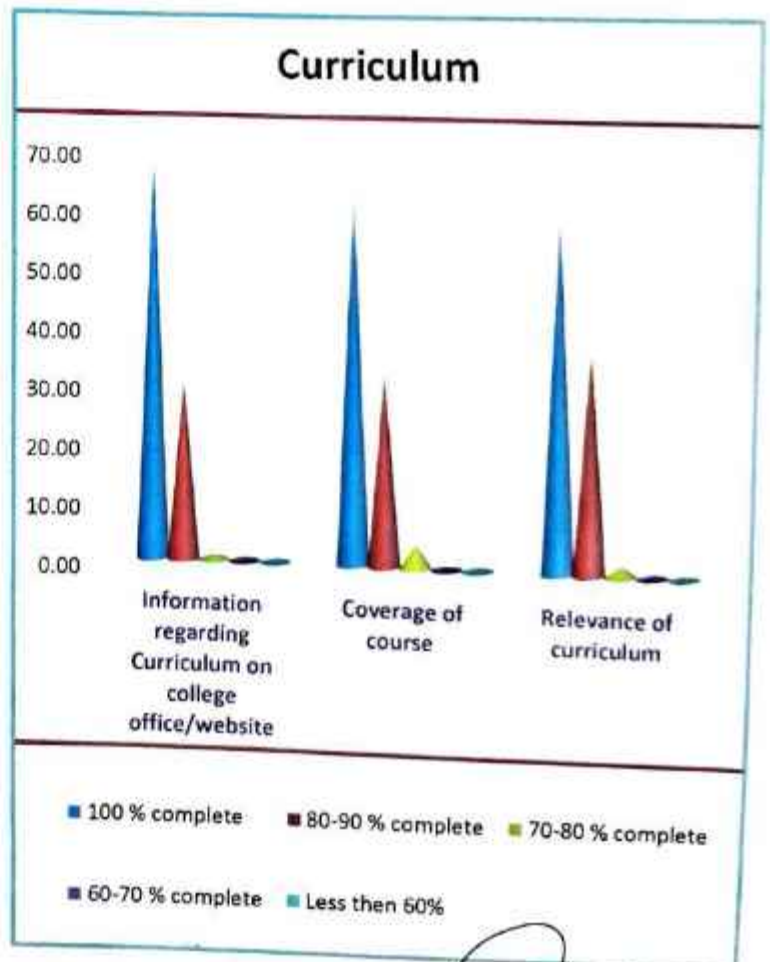
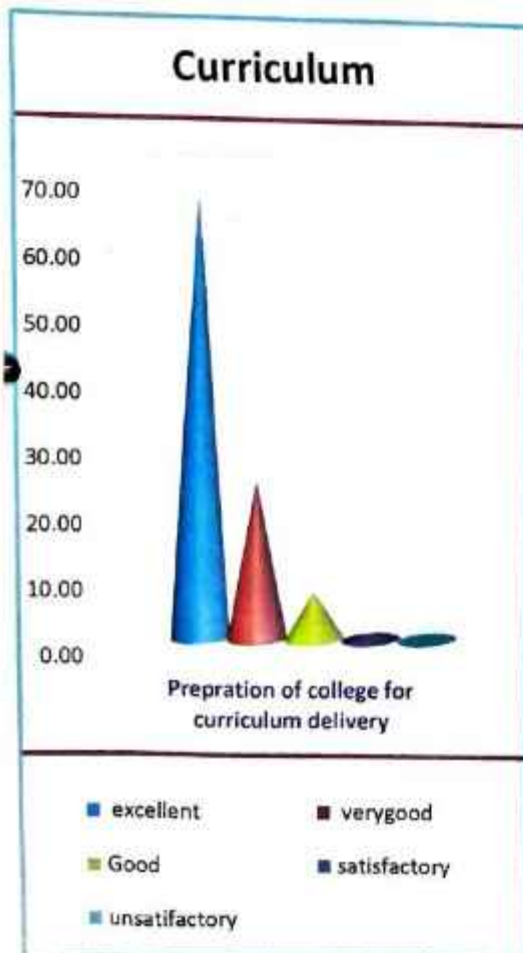


PRINCIPAL
 Govt. Naveen Girls College
 Baikunthpur, Korea (C.G.)

STUDENT FEEDBACK ANALYSIS

Questionnaire no. 1

| Curriculum | | (Part 2) | Class B,A. -2nd Year | session 2022-23 | | | |
|------------|----------------|-----------------------------------------------|----------------------|------------------------------------------------------------|--------------------|-------------------------|-------|
| A | | B | | | | | |
| s.n o | paramiters | Prepration of college for curriculum delivery | paramiters | Information regarding Curriculum on college office/website | Coverage of course | Relevance of curriculum | Total |
| 1 | excellent | 64 | 100 % complete | 65 | 60 | 57 | 246 |
| 2 | verygood | 23 | 80-90 % complete | 29 | 31 | 36 | 119 |
| 3 | Good | 7 | 70-80 % complete | 1 | 4 | 2 | 14 |
| 4 | satisfactory | 1 | 60-70 % complete | 0 | 0 | 0 | 1 |
| 5 | unsatisfactory | 0 | Less then 60% | 0 | 0 | 0 | 0 |
| | percentage | | | | | | |
| s.n o | paramiters | Prepration of college for curriculum delivery | paramiters | Information regarding Curriculum on college office/website | Coverage of course | Relevance of curriculum | Total |
| 1 | excellent | 67.37 | 100 % complete | 68.42 | 63.16 | 60.00 | 64.74 |
| 2 | verygood | 24.21 | 80-90 % complete | 30.53 | 32.63 | 37.89 | 31.32 |
| 3 | Good | 7.37 | 70-80 % complete | 1.05 | 4.21 | 2.11 | 3.68 |
| 4 | satisfactory | 1.05 | 60-70 % complete | 0.00 | 0.00 | 0.00 | 0.26 |
| 5 | unsatisfactory | 0.00 | Less then 60% | 0.00 | 0.00 | 0.00 | 0.00 |



Feedback analysis was done and it was found that all the students are satisfied, necessary Action was taken for quality improvement based on suggestions received from feedback.



PRINCIPAL
Govt.Naveen Girls College
Baikunthour, Korea (C.G.)

STUDENT FEEDBACK ANALYSIS

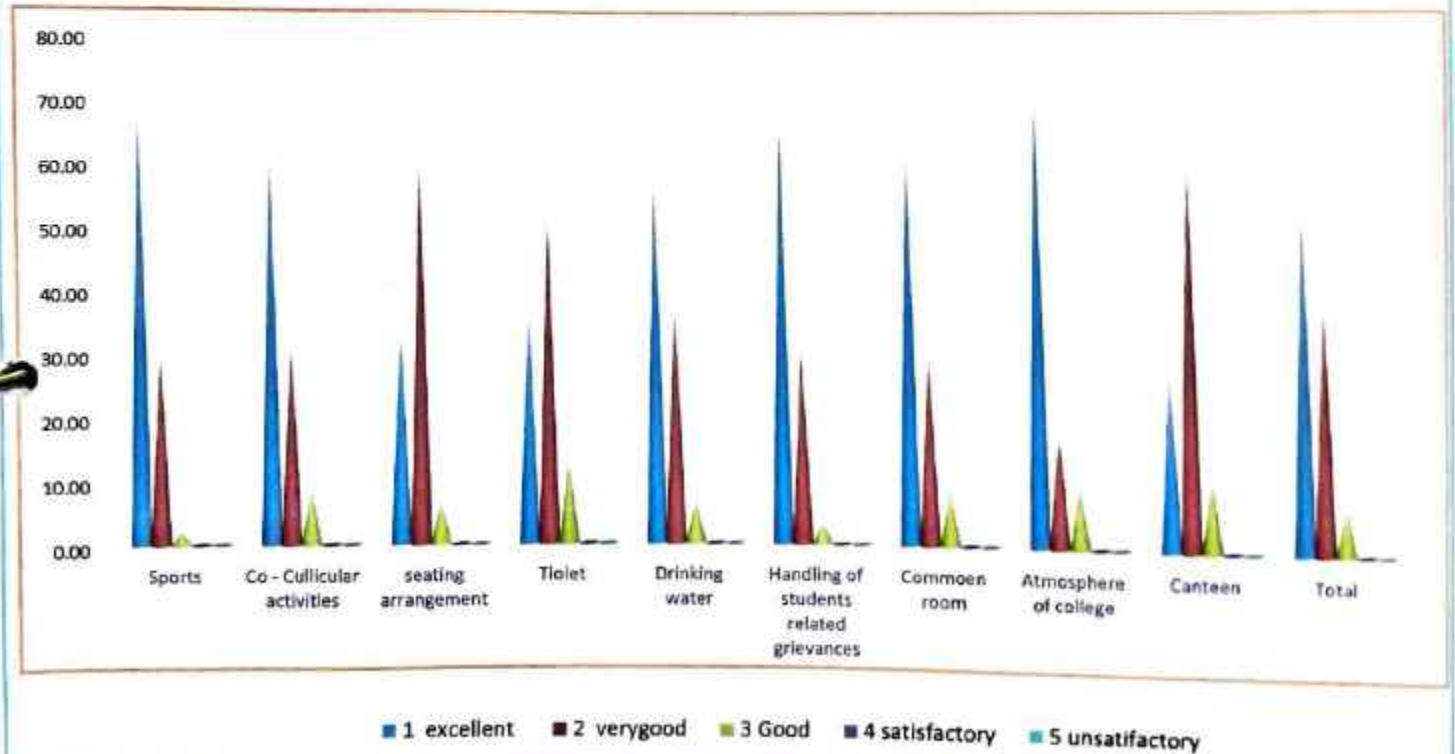
Questionnaire no. 1

| | | | |
|------------------------------------------|-----------|--------------------|-----------------|
| Infrastructure and facilities in college | (Part 3) | Class BA -2ND Year | session 2022-23 |
|------------------------------------------|-----------|--------------------|-----------------|

| s.no | paramiters | Sports | Co - Cullicular activities | seating arrangement | Tiolet | Drinking water | Handling of students related grievances | Commoe n room | Atmsphere of college | Canteen | Total |
|------|----------------|--------|----------------------------|---------------------|--------|----------------|-----------------------------------------|---------------|----------------------|---------|-------|
| 1 | excellent | 65 | 58 | 32 | 34 | 54 | 63 | 59 | 69 | 26 | 460 |
| 2 | verygood | 28 | 29 | 57 | 49 | 35 | 29 | 28 | 17 | 58 | 180 |
| 3 | Good | 2 | 8 | 6 | 12 | 6 | 3 | 8 | 9 | 11 | 65 |
| 4 | satisfactory | 0 | 0 | 0 | 0 | 0 | 0 | 0 | 0 | 0 | 0 |
| 5 | unsatisfactory | 0 | 0 | 0 | 0 | 0 | 0 | 0 | 0 | 0 | 0 |
| | percentage | | | | | | | | | | |

| s.no | paramiters | Sports | Co - Cullicular activities | seating arrangement | Tiolet | Drinking water | Handling of students related grievances | Commoe n room | Atmsphere of college | Canteen | Total |
|------|----------------|--------|----------------------------|---------------------|--------|----------------|-----------------------------------------|---------------|----------------------|---------|-------|
| 1 | excellent | 68.42 | 61.05 | 33.68 | 35.79 | 56.84 | 66.32 | 62.11 | 72.63 | 27.37 | 53.80 |
| 2 | verygood | 29.47 | 30.53 | 60.00 | 51.58 | 36.84 | 30.53 | 29.47 | 17.89 | 61.05 | 38.60 |
| 3 | Good | 2.11 | 8.42 | 6.32 | 12.63 | 6.32 | 3.16 | 8.42 | 9.47 | 11.58 | 7.60 |
| 4 | satisfactory | 0.00 | 0.00 | 0.00 | 0.00 | 0.00 | 0.00 | 0.00 | 0.00 | 0.00 | 0.00 |
| 5 | unsatisfactory | 0.00 | 0.00 | 0.00 | 0.00 | 0.00 | 0.00 | 0.00 | 0.00 | 0.00 | 0.00 |

Infrastructure and facilities in college



Feedback analysis was done and it was found that all the students are satisfied, necessary Action was taken for quality improvement based on suggestions received from feedback.

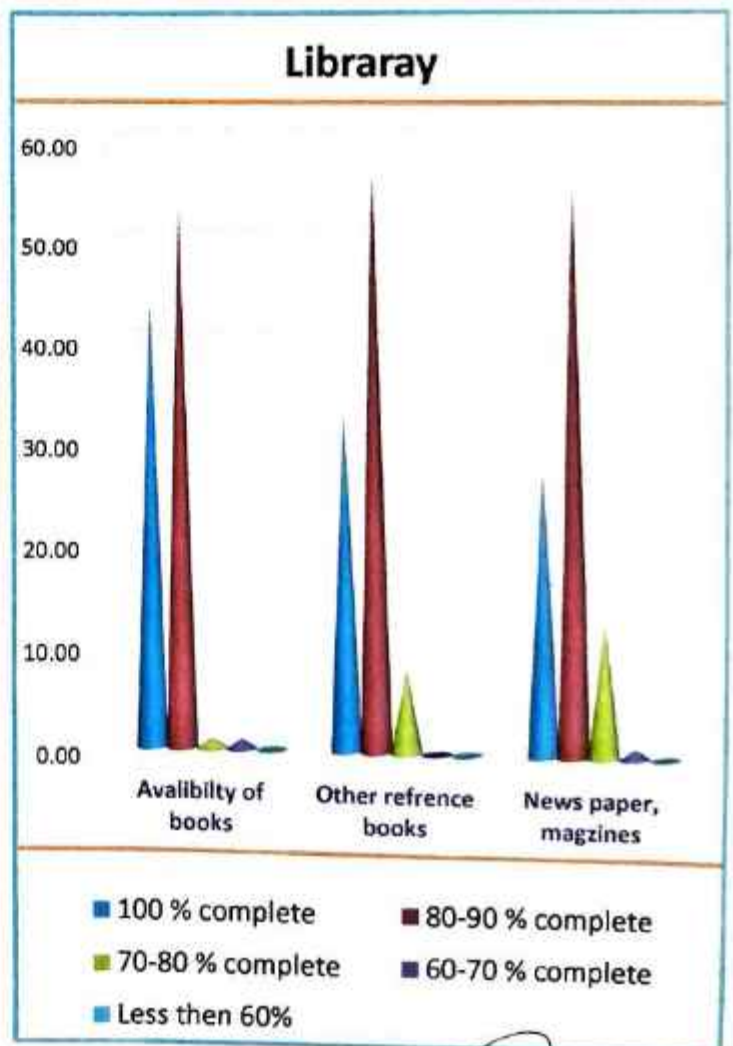
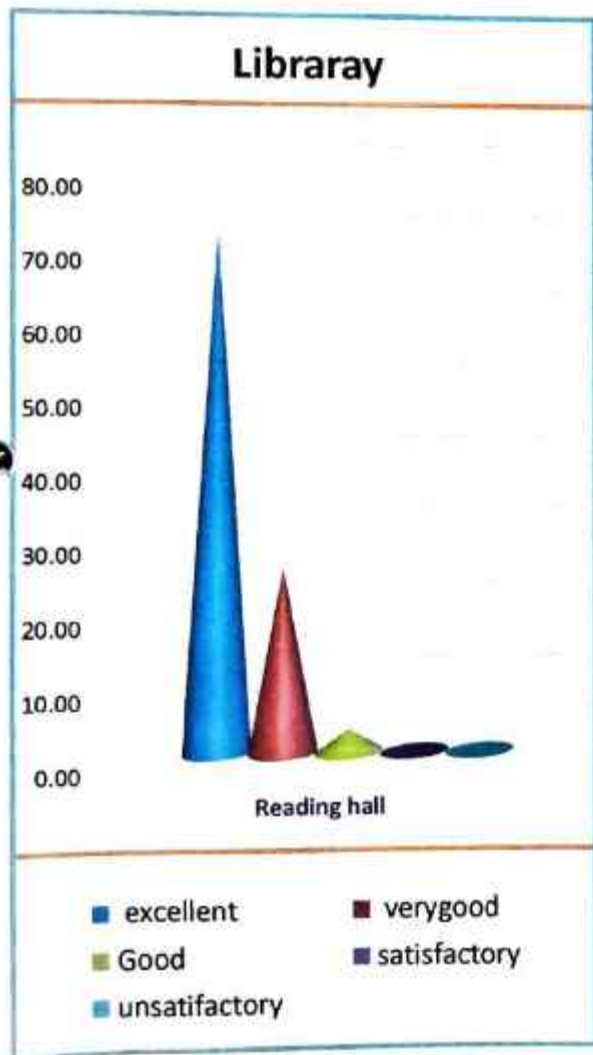


[Signature]
PRINCIPAL
 Govt. Naveen Girls College
 Baikunthpur, Korea (C.G.)

STUDENT FEEDBACK ANALYSIS

Questionnaire no. 1

| Library | (Part 4) | | Class B.A. - 2nd Year | session 2022-23 | | | |
|---------|----------------|--------------|-----------------------|----------------------|----------------------|----------------------|-------|
| A | | | B | | | | |
| s.no | paramiters | Reading hall | paramiters | Avalibility of books | Other refrence books | News paper, magzines | Total |
| 1 | excellent | 68 | 100 % complete | 42 | 32 | 27 | 169 |
| 2 | verygood | 24 | 80-90 % complete | 51 | 55 | 54 | 184 |
| 3 | Good | 3 | 70-80 % complete | 1 | 8 | 13 | 25 |
| 4 | satisfactory | 0 | 60-70 % complete | 1 | 0 | 1 | 2 |
| 5 | unsatisfactory | 0 | Less then 60% | 0 | 0 | 0 | 0 |
| | percentage | | | | | | |
| s.no | paramiters | Reading hall | paramiters | Avalibility of books | Other refrence books | News paper, magzines | Total |
| 1 | excellent | 71.58 | 100 % complete | 44.21 | 33.68 | 28.42 | 44.47 |
| 2 | verygood | 25.26 | 80-90 % complete | 53.68 | 57.89 | 56.84 | 48.42 |
| 3 | Good | 3.16 | 70-80 % complete | 1.05 | 8.42 | 13.68 | 6.58 |
| 4 | satisfactory | 0.00 | 60-70 % complete | 1.05 | 0.00 | 1.05 | 0.53 |
| 5 | unsatisfactory | 0.00 | Less then 60% | 0.00 | 0.00 | 0.00 | 0.00 |



Feedback analysis was done and it was found that all the students are satisfied, necessary Action was taken for quality improvement based on suggestions received from feedback.

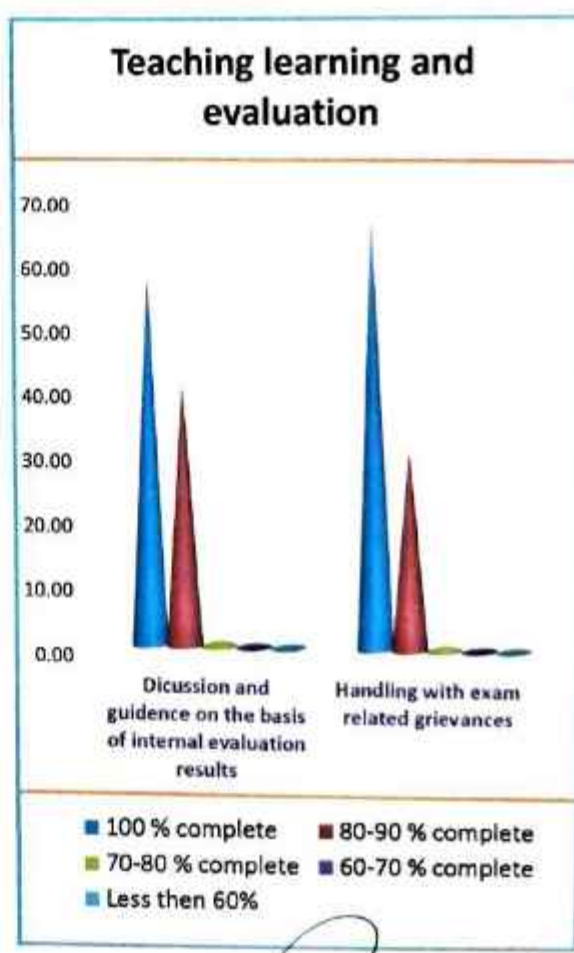
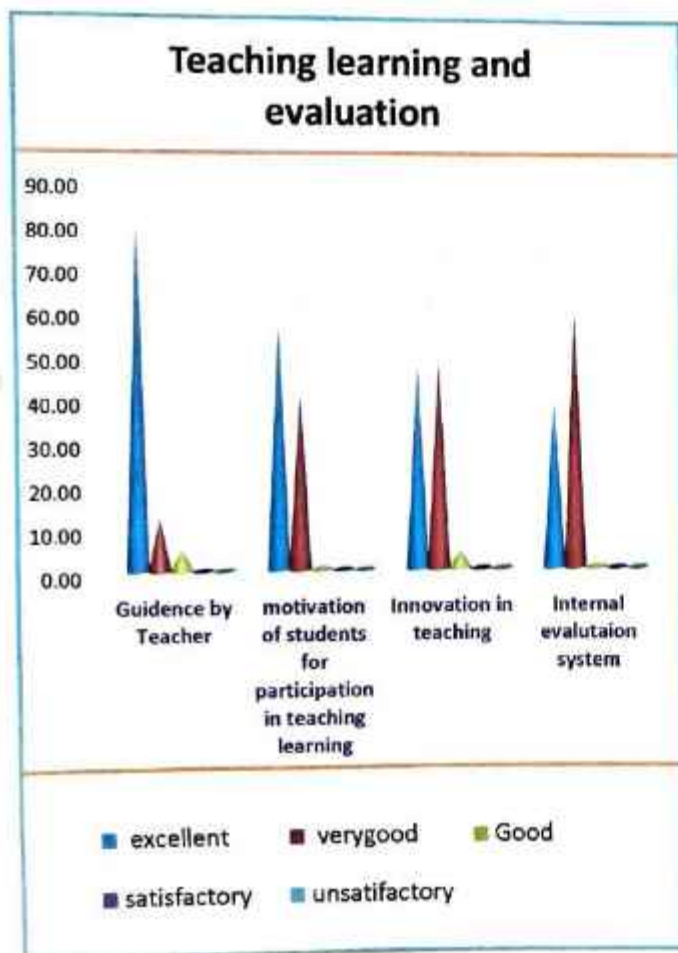


PRINCIPAL
Govt. Naveen Girls College
Raikunthour, Korea (C.G.)

STUDENT FEEDBACK ANALYSIS

Questionnaire no. 1

| Teaching learning and evaluation | | | | | (Part 5) | Class B.A. -2nd Year | | session 2022-23 | |
|----------------------------------|----------------|---------------------|---------------------------------------------------------------|------------------------|----------------------------|----------------------|--------------------------------------------------------------------|---------------------------------------|-------|
| A | | | | | B | | | | |
| s.n o | paramiters | Guidence by Teacher | motivation of students for participation in teaching learning | Innovation in teaching | Internal evalutaion system | paramiters | Dicussion and guidance on the basis of internal evaluation results | Handling with exam related grievances | Total |
| 1 | excellent | 78 | 55 | 45 | 37 | 100 % complete | 55 | 64 | 334 |
| 2 | verygood | 12 | 39 | 46 | 57 | 80-90 % complete | 39 | 30 | 223 |
| 3 | Good | 5 | 1 | 4 | 1 | 70-80 % complete | 1 | 1 | 13 |
| 4 | satisfactory | 0 | 0 | 0 | 0 | 60-70 % complete | 0 | 0 | 0 |
| 5 | unsatisfactory | 0 | 0 | 0 | 0 | Less then 60% | 0 | 0 | 0 |
| | percentage | | | | | | | | |
| s.n o | paramiters | Guidence by Teacher | motivation of students for participation in teaching learning | Innovation in teaching | Internal evalutaion system | paramiters | Dicussion and guidance on the basis of internal evaluation results | Handling with exam related grievances | Total |
| 1 | excellent | 82.11 | 57.89 | 47.37 | 38.95 | 100 % complete | 57.89 | 67.37 | 58.60 |
| 2 | verygood | 12.63 | 41.05 | 48.42 | 60.00 | 80-90 % complete | 41.05 | 31.58 | 39.12 |
| 3 | Good | 5.26 | 1.05 | 4.21 | 1.05 | 70-80 % complete | 1.05 | 1.05 | 2.28 |
| 4 | satisfactory | 0.00 | 0.00 | 0.00 | 0.00 | 60-70 % complete | 0.00 | 0.00 | 0.00 |
| 5 | unsatisfactory | 0.00 | 0.00 | 0.00 | 0.00 | Less then 60% | 0.00 | 0.00 | 0.00 |



Feedback analysis was done and it was found that all the students are satisfied, necessary Action was taken for quality improvement based on suggestions received from feedback.



[Signature]
PRINCIPAL
 Govt.Naveen Girls College
 Baikunthpur, Korea (C.G.)

ACADEMIC SESSION 2022-23
STUDENTS FEEDBACK & THEIR
ANALYSIS WITH GRAPHICAL
PRESENTATION
CLASS = B.A.III

Lamination Cobra File

No. 3200

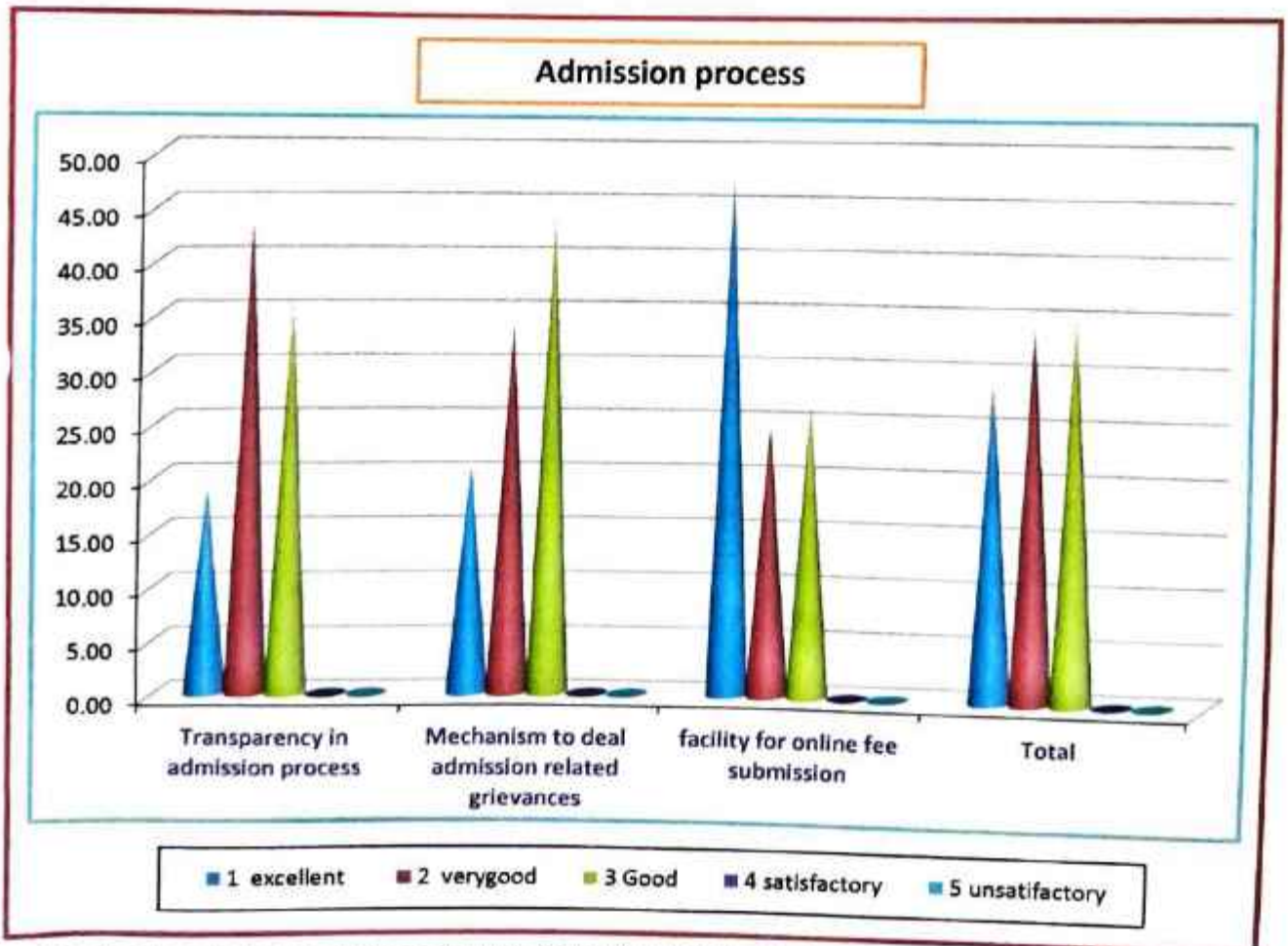
NIKUNJ

STUDENT FEEDBACK ANALYSIS

Questionnaire no. 1

| | | | |
|-------------------|-----------|--------------------|-----------------|
| Admission process | (Part 1) | Class BA -3RD Year | session 2022-23 |
|-------------------|-----------|--------------------|-----------------|

| s.no | Paramiters | Transparency in admission process | Mechanism to deal admission related grievances | facility for online fee submission | Total |
|------|-------------------|-----------------------------------|------------------------------------------------|------------------------------------|-------|
| 1 | excellent | 10 | 11 | 25 | 46 |
| 2 | verygood | 23 | 18 | 13 | 54 |
| 3 | Good | 19 | 23 | 14 | 56 |
| 4 | satisfactory | 0 | 0 | 0 | 0 |
| 5 | unsatisfactory | 0 | 0 | 0 | 0 |
| | Percentage | | | | |
| s.no | Paramiters | Transparency in admission process | Mechanism to deal admission related grievances | facility for online fee submission | Total |
| 1 | excellent | 19.23 | 21.15 | 48.08 | 29.49 |
| 2 | verygood | 44.23 | 34.62 | 25.00 | 34.62 |
| 3 | Good | 36.54 | 44.23 | 26.92 | 35.90 |
| 4 | satisfactory | 0.00 | 0.00 | 0.00 | 0.00 |
| 5 | unsatisfactory | 0.00 | 0.00 | 0.00 | 0.00 |



Feedback analysis was done and it was found that all the students are satisfied necessary Action was taken for quality improvement based on suggestions received from feedback.



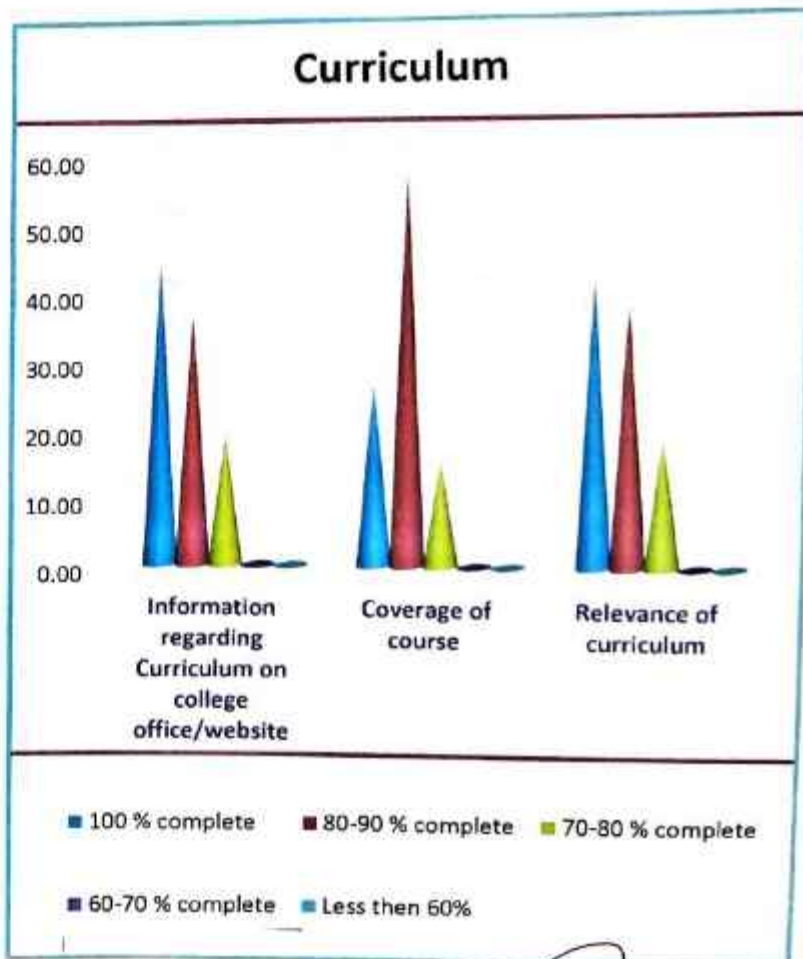
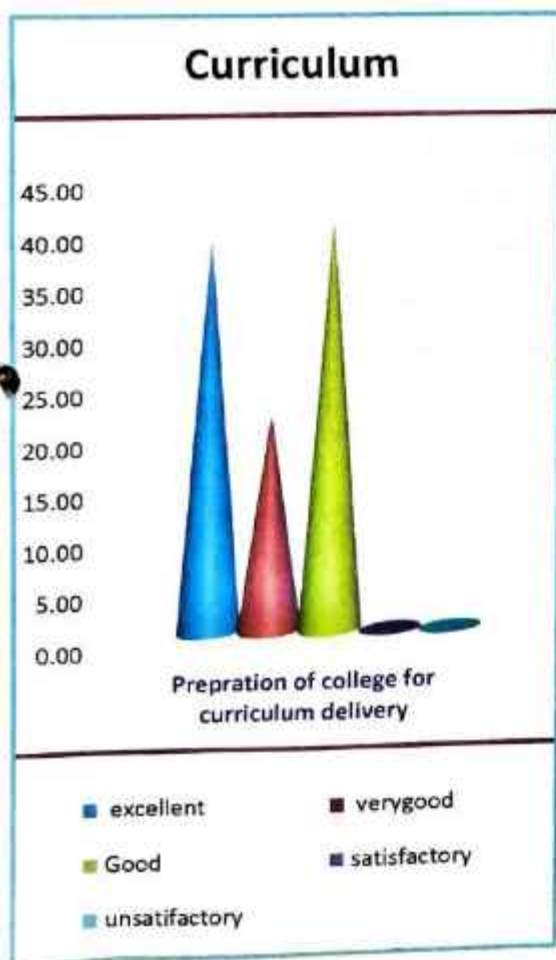

PRINCIPAL
 Govt. Naveen Girls College
 Raikunthpur, Korea (C.G.)

STUDENT FEEDBACK ANALYSIS

Questionnaire no. 1

| Curriculum | | (Part 2) | | Class B,A. -3rd Year | | session 2022-23 | |
|------------|----------------|-----------------------------------------------|------------------|------------------------------------------------------------|--------------------|-------------------------|-------|
| A | | | B | | | | |
| s.no | paramiters | Prepration of college for curriculum delivery | paramiters | Information regarding Curriculum on college office/website | Coverage of course | Relevance of curriculum | Total |
| 1 | excellent | 20 | 100 % complete | 23 | 14 | 22 | 79 |
| 2 | verygood | 11 | 80-90 % complete | 19 | 30 | 20 | 80 |
| 3 | Good | 21 | 70-80 % complete | 10 | 8 | 10 | 49 |
| 4 | satisfactory | 0 | 60-70 % complete | 0 | 0 | 0 | 0 |
| 5 | unsatisfactory | 0 | Less then 60% | 0 | 0 | 0 | 0 |
| | percentage | | | | | | |

| s.no | paramiters | Prepration of college for curriculum delivery | paramiters | Information regarding Curriculum on college office/website | Coverage of course | Relevance of curriculum | Total |
|------|----------------|-----------------------------------------------|------------------|------------------------------------------------------------|--------------------|-------------------------|-------|
| 1 | excellent | 38.46 | 100 % complete | 44.23 | 26.92 | 42.31 | 37.98 |
| 2 | verygood | 21.15 | 80-90 % complete | 36.54 | 57.69 | 38.46 | 38.46 |
| 3 | Good | 40.38 | 70-80 % complete | 19.23 | 15.38 | 19.23 | 23.56 |
| 4 | satisfactory | 0.00 | 60-70 % complete | 0.00 | 0.00 | 0.00 | 0.00 |
| 5 | unsatisfactory | 0.00 | Less then 60% | 0.00 | 0.00 | 0.00 | 0.00 |



Feedback analysis was done and it was found that all the students are satisfied, necessary Action was taken for quality improvement based on suggestions received from feedback.



PRINCIPAL

Govt. Naveen Girls College
Parkunthpur, Korea (C.G.)

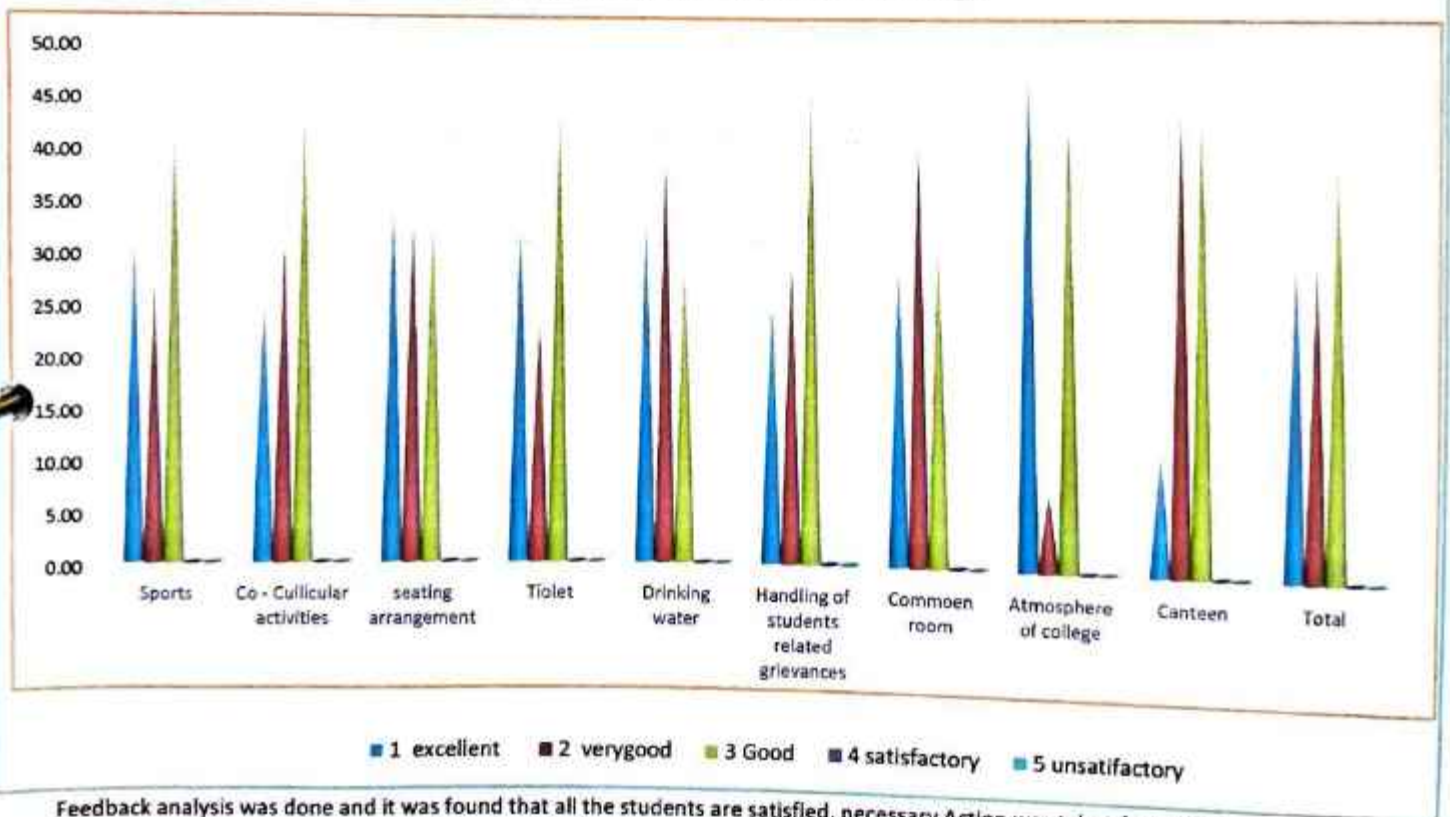
STUDENT FEEDBACK ANALYSIS

Questionnaire no. 1

| | | | |
|------------------------------------------|-----------|--------------------|-----------------|
| Infrastructure and facilities in college | (Part 3) | Class BA -3RD Year | session 2022-23 |
|------------------------------------------|-----------|--------------------|-----------------|

| s.no | paramiters | Sports | Co - Cullicular activities | seating arrangement | Tiolet | Drinking water | Handling of students related grievances | Commoe n room | Atmosphere of college | Canteen | Total |
|------|----------------|--------|----------------------------|---------------------|--------|----------------|-----------------------------------------|---------------|-----------------------|---------|-------|
| 1 | excellent | 16 | 13 | 18 | 17 | 17 | 13 | 15 | 25 | 6 | 140 |
| 2 | verygood | 14 | 16 | 17 | 12 | 20 | 15 | 21 | 4 | 23 | 142 |
| 3 | Good | 22 | 23 | 17 | 23 | 15 | 24 | 16 | 23 | 23 | 186 |
| 4 | satisfactory | 0 | 0 | 0 | 0 | 0 | 0 | 0 | 0 | 0 | 0 |
| 5 | unsatisfactory | 0 | 0 | 0 | 0 | 0 | 0 | 0 | 0 | 0 | 0 |
| | percentage | | | | | | | | | | |
| s.no | paramiters | Sports | Co - Cullicular activities | seating arrangement | Tiolet | Drinking water | Handling of students related grievances | Commoe n room | Atmosphere of college | Canteen | Total |
| 1 | excellent | 30.77 | 25.00 | 34.62 | 32.69 | 32.69 | 25.00 | 28.85 | 48.08 | 11.54 | 29.91 |
| 2 | verygood | 26.92 | 30.77 | 32.69 | 23.08 | 38.46 | 28.85 | 40.38 | 7.69 | 44.23 | 30.34 |
| 3 | Good | 42.31 | 44.23 | 32.69 | 44.23 | 28.85 | 46.15 | 30.77 | 44.23 | 44.23 | 39.74 |
| 4 | satisfactory | 0.00 | 0.00 | 0.00 | 0.00 | 0.00 | 0.00 | 0.00 | 0.00 | 0.00 | 0.00 |
| 5 | unsatisfactory | 0.00 | 0.00 | 0.00 | 0.00 | 0.00 | 0.00 | 0.00 | 0.00 | 0.00 | 0.00 |

Infrastrucure and facilities in college



Feedback analysis was done and it was found that all the students are satisfied, necessary Action was taken for quality improvement based on suggestions received from feedback.

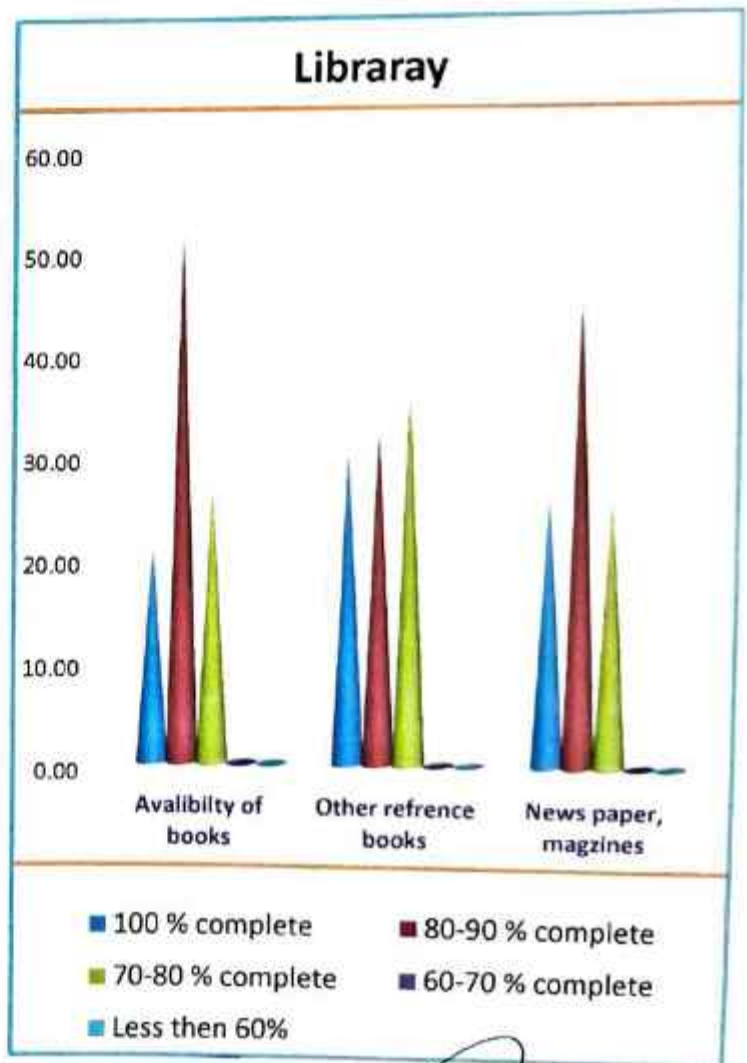
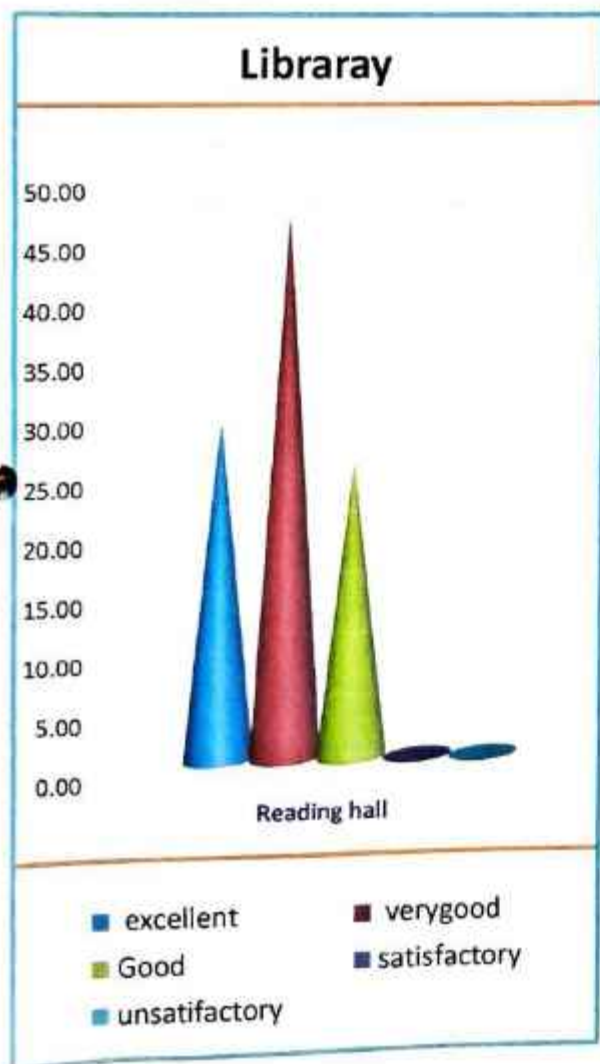


[Signature]
PRINCIPAL
 Govt. Naveen Girls College
 Baikunthpur, Korea (C.G.)

STUDENT FEEDBACK ANALYSIS

Questionnaire no. 1

| Libraray | | (Part 4) | | Class B.A. - 3rd Year | | session 2022-23 | |
|----------|----------------|--------------|------------------|-----------------------|----------------------|----------------------|-------|
| A | | | B | | | | |
| s.no | paramiters | Reading hall | paramiters | Avalibility of books | Other refrence books | News paper, magzines | Total |
| 1 | excellent | 15 | 100 % complete | 11 | 16 | 14 | 56 |
| 2 | verygood | 24 | 80-90 % complete | 27 | 17 | 24 | 92 |
| 3 | Good | 13 | 70-80 % complete | 14 | 19 | 14 | 60 |
| 4 | satisfactory | 0 | 60-70 % complete | 0 | 0 | 0 | 0 |
| 5 | unsatisfactory | 0 | Less then 60% | 0 | 0 | 0 | 0 |
| | percentage | | | | | | |
| s.no | paramiters | Reading hall | paramiters | Avalibility of books | Other refrence books | News paper, magzines | Total |
| 1 | excellent | 28.85 | 100 % complete | 21.15 | 30.77 | 26.92 | 26.92 |
| 2 | verygood | 46.15 | 80-90 % complete | 51.92 | 32.69 | 46.15 | 44.23 |
| 3 | Good | 25.00 | 70-80 % complete | 26.92 | 36.54 | 26.92 | 28.85 |
| 4 | satisfactory | 0.00 | 60-70 % complete | 0.00 | 0.00 | 0.00 | 0.00 |
| 5 | unsatisfactory | 0.00 | Less then 60% | 0.00 | 0.00 | 0.00 | 0.00 |



Feedback analysis was done and it was found that all the students are satisfied, necessary action was taken for quality improvement based on suggestions received from feedback.

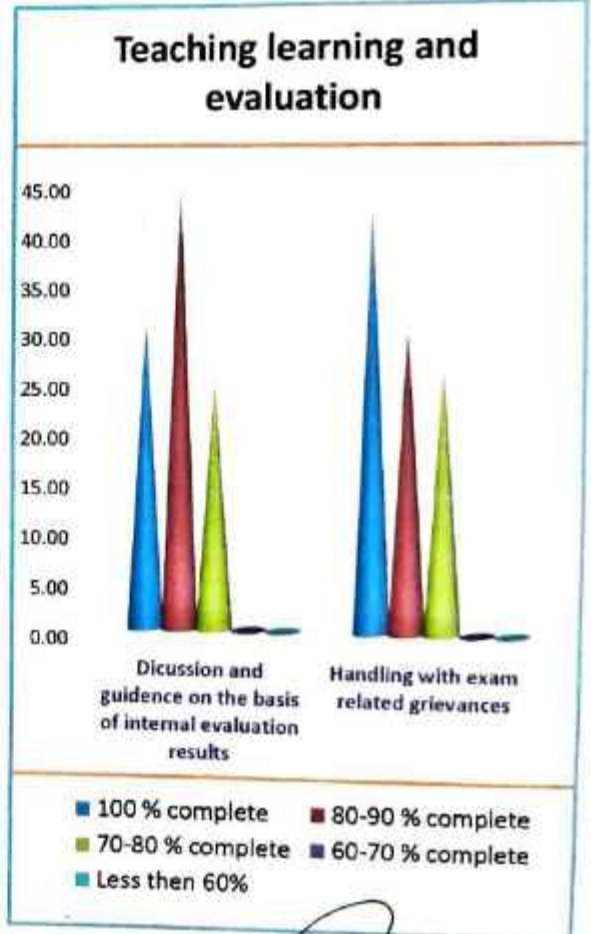
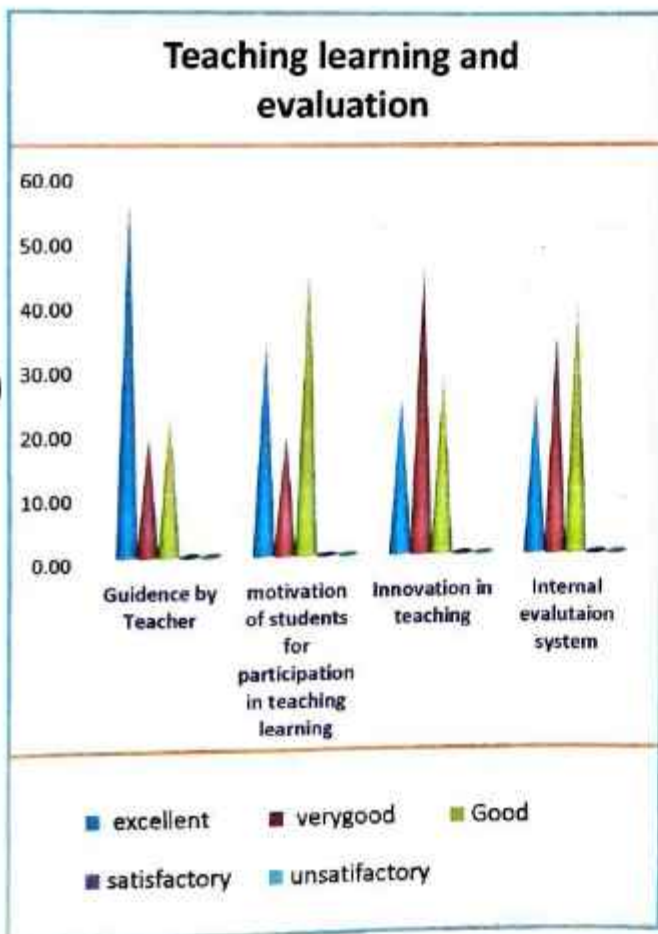


[Signature]
PRINCIPAL
 Govt. Naveen Girls College
 Baikunthpur, Korea (C.G.)

STUDENT FEEDBACK ANALYSIS

Questionnaire no. 1

| Teaching learning and evaluation | | | | | (Part 5) | Class B.A. -3rd Year | session 2022-23 | | |
|----------------------------------|----------------|---------------------|---------------------------------------------------------------|------------------------|----------------------------|----------------------|--------------------------------------------------------------------|---------------------------------------|-------|
| A | | | | | B | | | | |
| s.n o | paramiters | Guidence by Teacher | motivation of students for participation in teaching learning | Innovation in teaching | Internal evalutaion system | paramiters | Dicussion and guidance on the basis of internal evaluation results | Handling with exam related grievances | Total |
| 1 | excellent | 30 | 18 | 13 | 13 | 100 % complete | 16 | 22 | 112 |
| 2 | verygood | 10 | 10 | 24 | 18 | 80-90 % complete | 23 | 16 | 101 |
| 3 | Good | 12 | 24 | 15 | 21 | 70-80 % complete | 13 | 14 | 99 |
| 4 | satisfactory | 0 | 0 | 0 | 0 | 60-70 % complete | 0 | 0 | 0 |
| 5 | unsatisfactory | 0 | 0 | 0 | 0 | Less then 60% | 0 | 0 | 0 |
| | percentage | | | | | | | | |
| s.n o | paramiters | Guidence by Teacher | motivation of students for participation in teaching learning | Innovation in teaching | Internal evalutaion system | paramiters | Dicussion and guidance on the basis of internal evaluation results | Handling with exam related grievances | Total |
| 1 | excellent | 57.69 | 34.62 | 25.00 | 25.00 | 100 % complete | 30.77 | 42.31 | 35.90 |
| 2 | verygood | 19.23 | 19.23 | 46.15 | 34.62 | 80-90 % complete | 44.23 | 30.77 | 32.37 |
| 3 | Good | 23.08 | 46.15 | 28.85 | 40.38 | 70-80 % complete | 25.00 | 26.92 | 31.73 |
| 4 | satisfactory | 0.00 | 0.00 | 0.00 | 0.00 | 60-70 % complete | 0.00 | 0.00 | 0.00 |
| 5 | unsatisfactory | 0.00 | 0.00 | 0.00 | 0.00 | Less then 60% | 0.00 | 0.00 | 0.00 |



Feedback analysis was done and it was found that all the students are satisfied, necessary Action was taken for quality improvement based on suggestions received from feedback.



[Signature]
PRINCIPAL
 Govt. Naveen Girls College
 Baikunthpur, Korea (C.G.)

ACADEMIC SESSION 2022-23
STUDENTS FEEDBACK & THEIR
ANALYSIS WITH GRAPHICAL
PRESENTATION
CLASS = M.A.IVrth semester

Lamination Cobra File

No. 3200

NIKUNJ

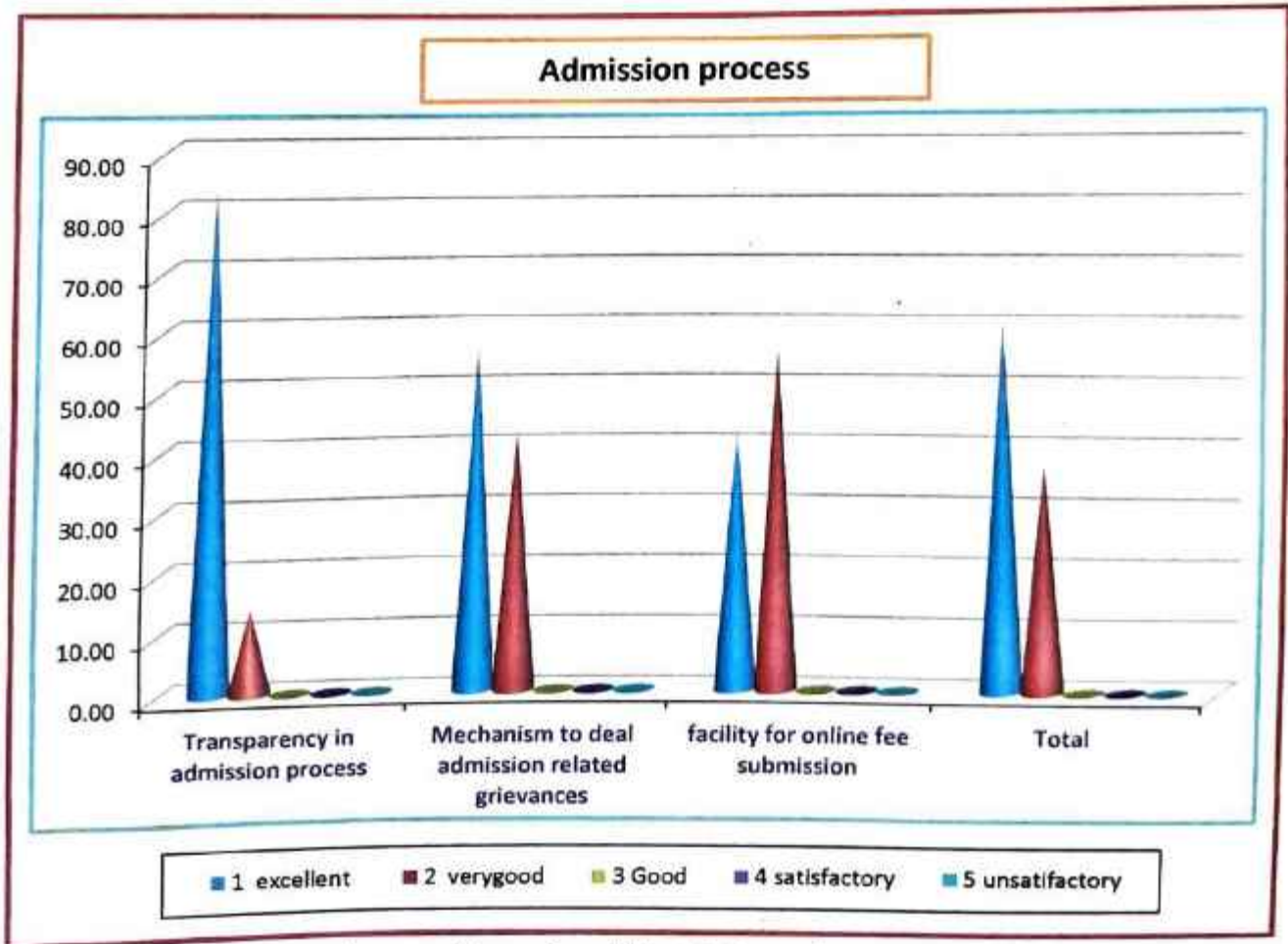
STUDENT FEEDBACK ANALYSIS

Questionnaire no. 1

| | | | |
|-------------------|-----------|--------------------|-----------------|
| Admission process | (Part 1) | Class M.A. IV SEM. | session 2022-23 |
|-------------------|-----------|--------------------|-----------------|

| s.no | Paramiters | Transparency in admission process | Mechanism to deal admission related grievances | facility for online fee submission | Total |
|------|-------------------|-----------------------------------|------------------------------------------------|------------------------------------|-------|
| 1 | excellent | 6 | 4 | 3 | 13 |
| 2 | verygood | 1 | 3 | 4 | 8 |
| 3 | Good | 0 | 0 | 0 | 0 |
| 4 | satisfactory | 0 | 0 | 0 | 0 |
| 5 | unsatisfactory | 0 | 0 | 0 | 0 |
| | Percentage | | | | 0 |

| s.no | Paramiters | Transparency in admission process | Mechanism to deal admission related grievances | facility for online fee submission | Total |
|------|----------------|-----------------------------------|------------------------------------------------|------------------------------------|-------|
| 1 | excellent | 85.71 | 57.14 | 42.86 | 61.90 |
| 2 | verygood | 14.29 | 42.86 | 57.14 | 38.10 |
| 3 | Good | 0.00 | 0.00 | 0.00 | 0.00 |
| 4 | satisfactory | 0.00 | 0.00 | 0.00 | 0.00 |
| 5 | unsatisfactory | 0.00 | 0.00 | 0.00 | 0.00 |



Feedback analysis was done and it was found that all the students are satisfied, necessary Action was taken for quality improvement based on suggestions received from feedback.

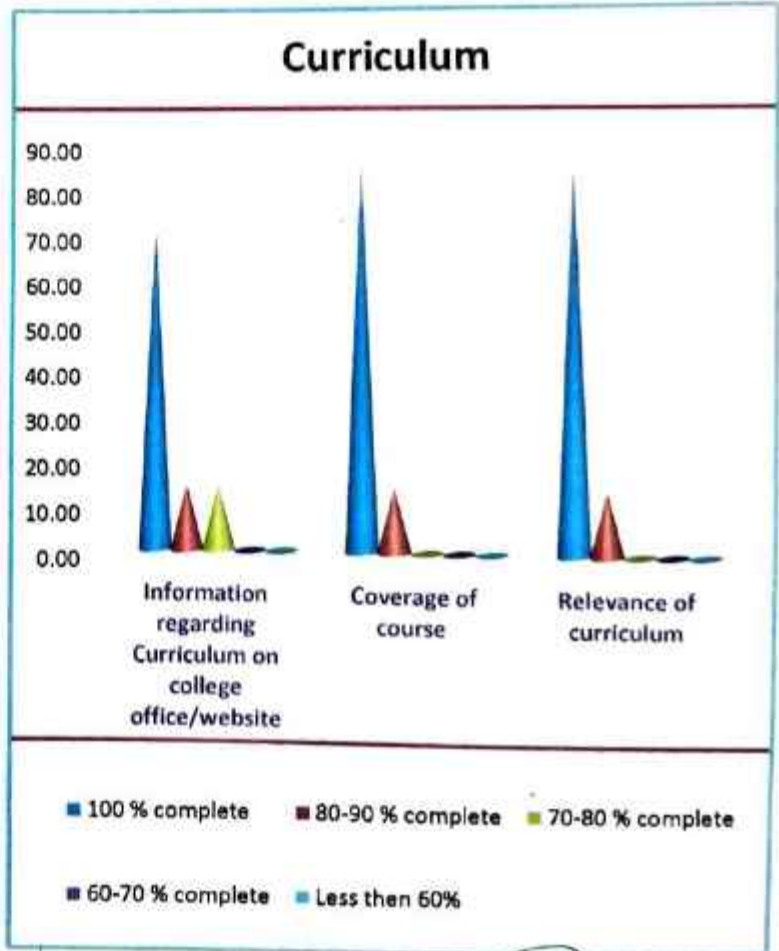
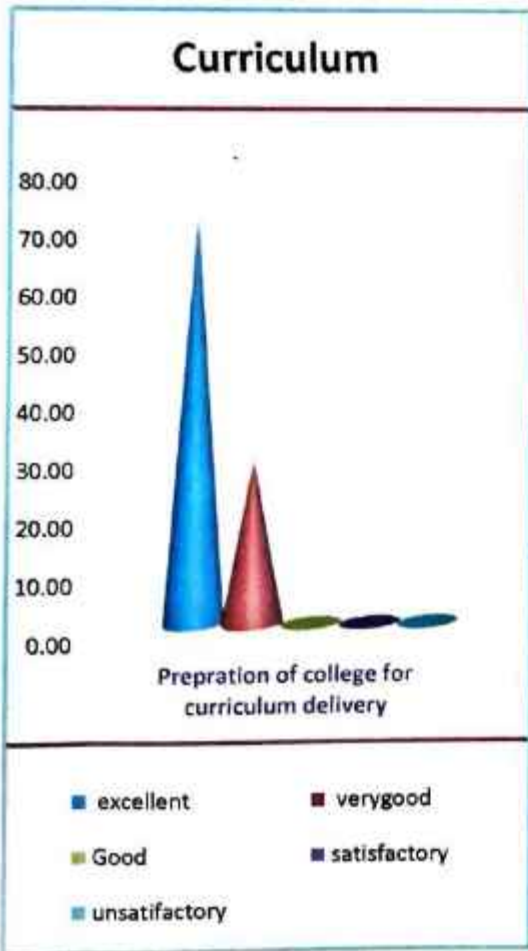



PRINCIPAL
 Govt. Naveen Girls College
 Baikunthpur, Korea (C.G.)

STUDENT FEEDBACK ANALYSIS

Questionnaire no. 1

| Curriculum | | (Part 2) | | Class M.A. -IV sem | | session 2022-23 | |
|------------|----------------|-----------------------------------------------|------------------|------------------------------------------------------------|--------------------|-------------------------|-------|
| A | | | B | | | | |
| s.no | paramiters | Prepration of college for curriculum delivery | paramiters | Information regarding Curriculum on college office/website | Coverage of course | Relevance of curriculum | Total |
| 1 | excellent | 5 | 100 % complete | 5 | 6 | 6 | 22 |
| 2 | verygood | 2 | 80-90 % complete | 1 | 1 | 1 | 5 |
| 3 | Good | 0 | 70-80 % complete | 1 | 0 | 0 | 1 |
| 4 | satisfactory | 0 | 60-70 % complete | 0 | 0 | 0 | 0 |
| 5 | unsatisfactory | 0 | Less then 60% | 0 | 0 | 0 | 0 |
| | percentage | | | | | | |
| s.no | paramiters | Prepration of college for curriculum delivery | paramiters | Information regarding Curriculum on college office/website | Coverage of course | Relevance of curriculum | Total |
| 1 | excellent | 71.43 | 100 % complete | 71.43 | 85.71 | 85.71 | 78.57 |
| 2 | verygood | 28.57 | 80-90 % complete | 14.29 | 14.29 | 14.29 | 17.86 |
| 3 | Good | 0.00 | 70-80 % complete | 14.29 | 0.00 | 0.00 | 3.57 |
| 4 | satisfactory | 0.00 | 60-70 % complete | 0.00 | 0.00 | 0.00 | 0.00 |
| 5 | unsatisfactory | 0.00 | Less then 60% | 0.00 | 0.00 | 0.00 | 0.00 |



Feedback analysis was done and it was found that all the students are satisfied, necessary Action was taken for quality improvement based on suggestions received from feedback.



PRINCIPAL
30vt.Naveen Girls College
Baikunthpur, Korea (C.G.)

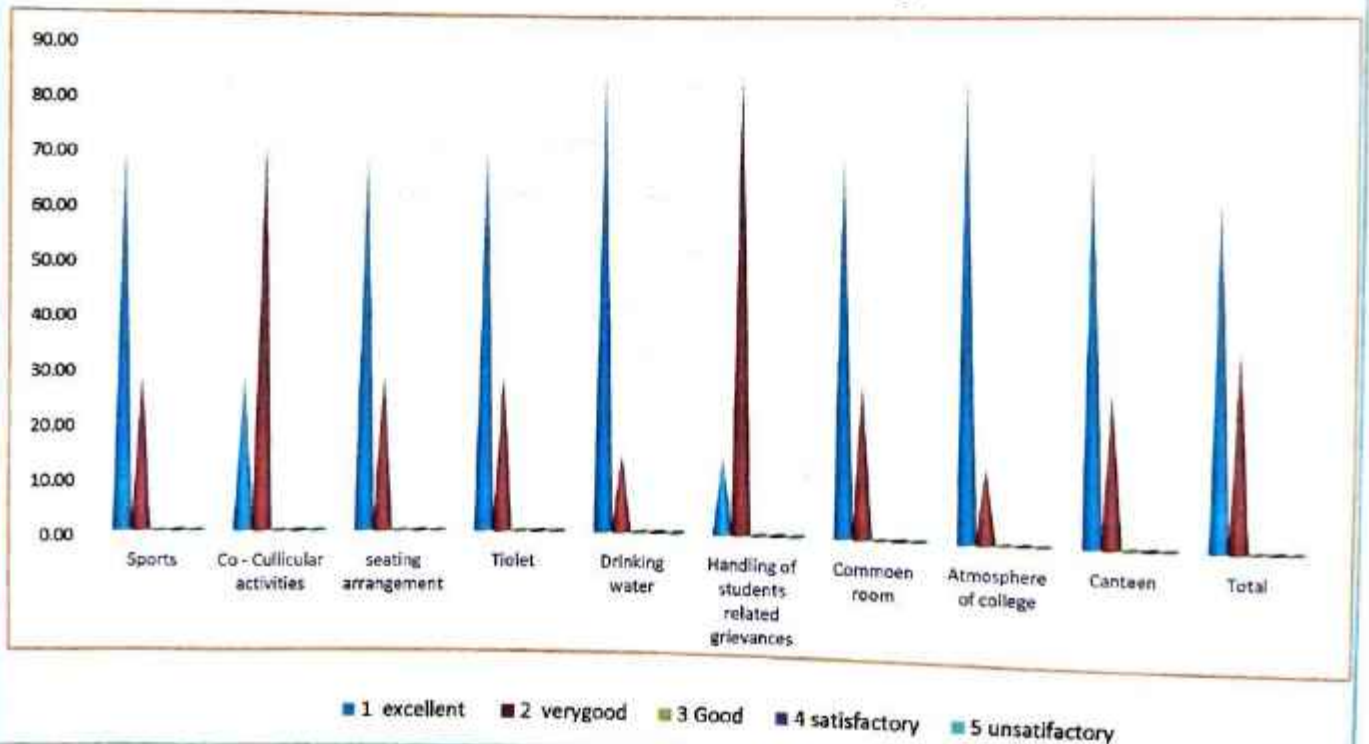
STUDENT FEEDBACK ANALYSIS

Questionnaire no. 1

| | | | |
|------------------------------------------|-----------|--------------------|-----------------|
| Infrastructure and facilities in college | (Part 3) | Class M.A. IV SEM. | session 2022-23 |
|------------------------------------------|-----------|--------------------|-----------------|

| s.no | paramiters | Sports | Co - Cullicular activities | seating arrangement | Tiolet | Drinking water | Handling of students related grievances | Commoe n room | Atmosphere of college | Canteen | Total |
|------|----------------|--------|----------------------------|---------------------|--------|----------------|-----------------------------------------|---------------|-----------------------|---------|-------|
| 1 | excellent | 5 | 2 | 5 | 5 | 6 | 1 | 5 | 6 | 5 | 40 |
| 2 | verygood | 2 | 5 | 2 | 2 | 1 | 6 | 2 | 1 | 2 | 23 |
| 3 | Good | 0 | 0 | 0 | 0 | 0 | 0 | 0 | 0 | 0 | 0 |
| 4 | satisfactory | 0 | 0 | 0 | 0 | 0 | 0 | 0 | 0 | 0 | 0 |
| 5 | unsatisfactory | 0 | 0 | 0 | 0 | 0 | 0 | 0 | 0 | 0 | 0 |
| | percentage | | | | | | | | | | |
| s.no | paramiters | Sports | Co - Cullicular activities | seating arrangement | Tiolet | Drinking water | Handling of students related grievances | Commoe n room | Atmosphere of college | Canteen | Total |
| 1 | excellent | 71.43 | 28.57 | 71.43 | 71.43 | 85.71 | 14.29 | 71.43 | 85.71 | 71.43 | 63.49 |
| 2 | verygood | 28.57 | 71.43 | 28.57 | 28.57 | 14.29 | 85.71 | 28.57 | 14.29 | 28.57 | 36.51 |
| 3 | Good | 0.00 | 0.00 | 0.00 | 0.00 | 0.00 | 0.00 | 0.00 | 0.00 | 0.00 | 0.00 |
| 4 | satisfactory | 0.00 | 0.00 | 0.00 | 0.00 | 0.00 | 0.00 | 0.00 | 0.00 | 0.00 | 0.00 |
| 5 | unsatisfactory | 0.00 | 0.00 | 0.00 | 0.00 | 0.00 | 0.00 | 0.00 | 0.00 | 0.00 | 0.00 |

Infrastructure and facilities in college



Feedback analysis was done and it was found that all the students are satisfied, necessary Action was taken for quality improvement based on suggestions received from feedback.

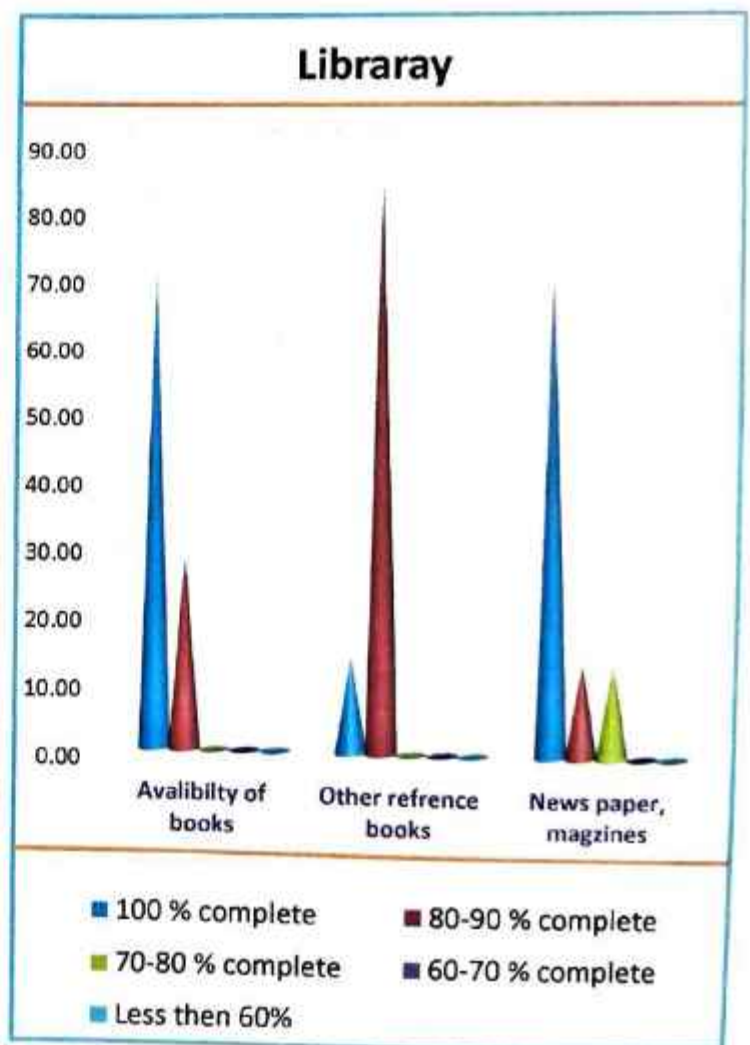
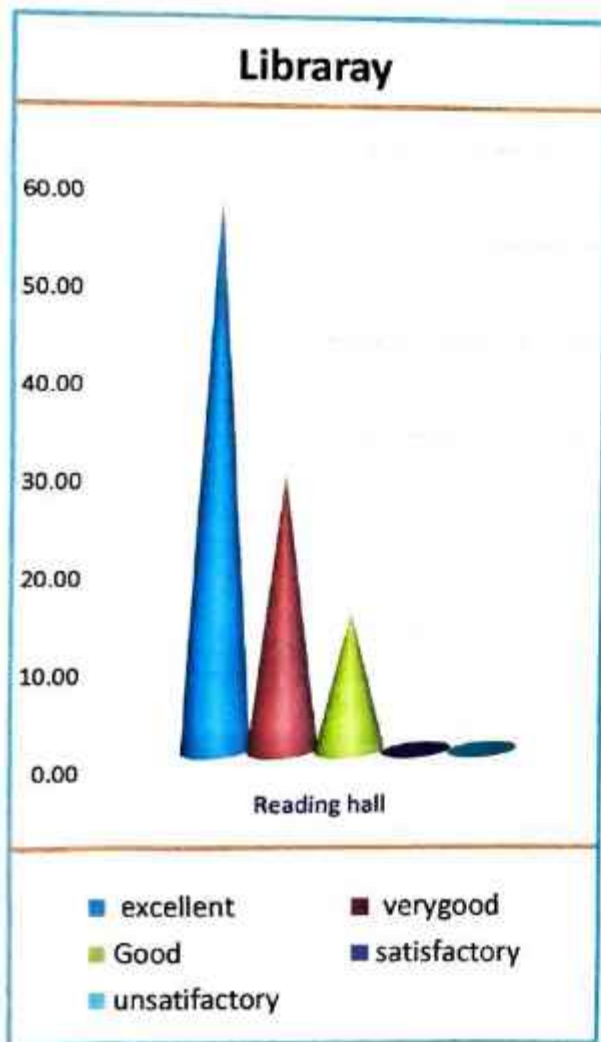


[Signature]
PRINCIPAL
 Govt. Naveen Girls College
 Baikunthpur, Korea (C.G.)

STUDENT FEEDBACK ANALYSIS

Questionnaire no. 1

| Libraray | | (Part 4) | | Class M.A. - IV Sem | | session 2022-23 | |
|----------|----------------|--------------|------------------|-----------------------|----------------------|----------------------|-------|
| A | | | B | | | | |
| s.no | paramiters | Reading hall | paramiters | Availibility of books | Other refrence books | News paper, magzines | Total |
| 1 | excellent | 4 | 100 % complete | 5 | 1 | 5 | 15 |
| 2 | verygood | 2 | 80-90 % complete | 2 | 6 | 1 | 11 |
| 3 | Good | 1 | 70-80 % complete | 0 | 0 | 1 | 2 |
| 4 | satisfactory | 0 | 60-70 % complete | 0 | 0 | 0 | 0 |
| 5 | unsatisfactory | 0 | Less then 60% | 0 | 0 | 0 | 0 |
| | percentage | | | | | | |
| s.no | paramiters | Reading hall | paramiters | Availibility of books | Other refrence books | News paper, magzines | Total |
| 1 | excellent | 57.14 | 100 % complete | 71.43 | 14.29 | 71.43 | 53.57 |
| 2 | verygood | 28.57 | 80-90 % complete | 28.57 | 85.71 | 14.29 | 39.29 |
| 3 | Good | 14.29 | 70-80 % complete | 0.00 | 0.00 | 14.29 | 7.14 |
| 4 | satisfactory | 0.00 | 60-70 % complete | 0.00 | 0.00 | 0.00 | 0.00 |
| 5 | unsatisfactory | 0.00 | Less then 60% | 0.00 | 0.00 | 0.00 | 0.00 |



Feedback analysis was done and it was found that all the students are satisfied, necessary Action was taken for quality improvement based on suggestions received from feedback.

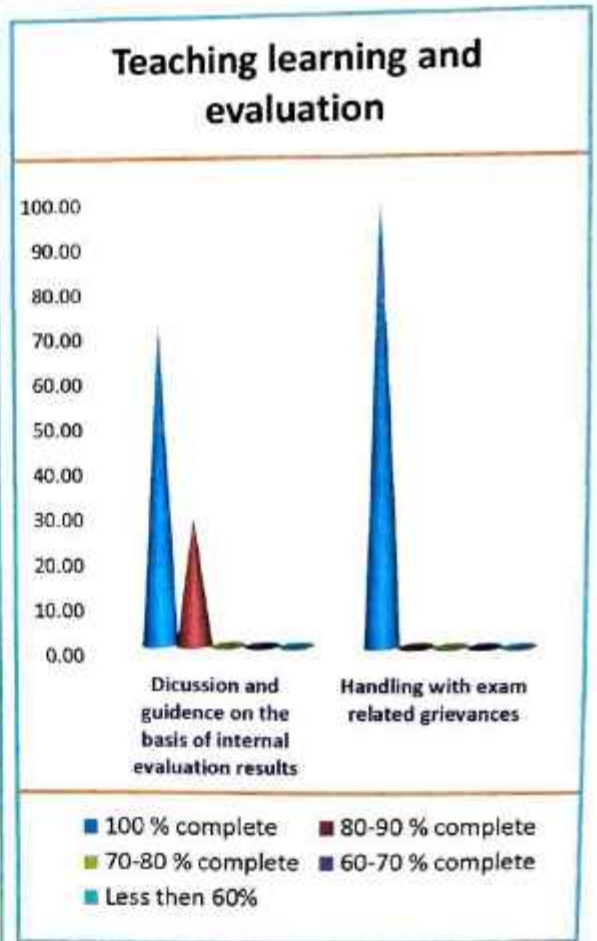
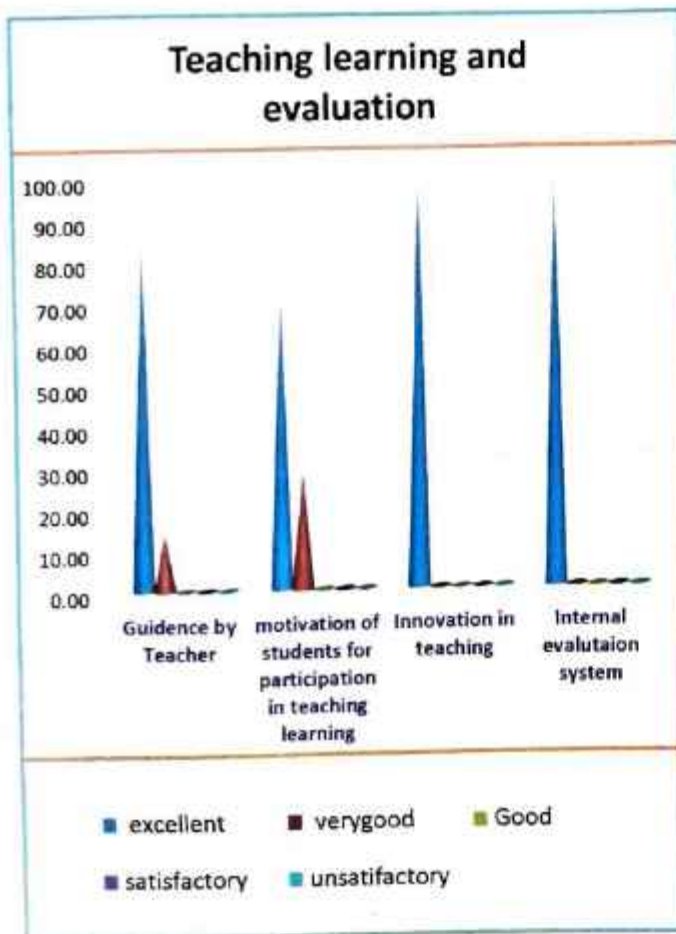



PRINCIPAL
 Govt. Naveen Girls College
 Baikunthpur, Korea (C.G.)

STUDENT FEEDBACK ANALYSIS

Questionnaire no. 1

| Teaching learning and evaluation | | | | | (Part 5) | Class M.A. IV Sem | session 2022-23 | | |
|----------------------------------|----------------|---------------------|---------------------------------------------------------------|------------------------|----------------------------|-------------------|--------------------------------------------------------------------|---------------------------------------|-------|
| A | | | | | B | | | | |
| s.no | paramiters | Guidence by Teacher | motivation of students for participation in teaching learning | Innovation in teaching | Internal evalutaion system | paramiters | Dicussion and guidance on the basis of internal evaluation results | Handling with exam related grievances | Total |
| 1 | excellent | 6 | 5 | 7 | 7 | 100 % complete | 5 | 7 | 37 |
| 2 | verygood | 1 | 2 | 0 | 0 | 80-90 % complete | 2 | 0 | 5 |
| 3 | Good | 0 | 0 | 0 | 0 | 70-80 % complete | 0 | 0 | 0 |
| 4 | satisfactory | 0 | 0 | 0 | 0 | 60-70 % complete | 0 | 0 | 0 |
| 5 | unsatisfactory | 0 | 0 | 0 | 0 | Less then 60% | 0 | 0 | 0 |
| percentage | | | | | | | | | |
| s.no | paramiters | Guidence by Teacher | motivation of students for participation in teaching learning | Innovation in teaching | Internal evalutaion system | paramiters | Dicussion and guidance on the basis of internal evaluation results | Handling with exam related grievances | Total |
| 1 | excellent | 85.71 | 71.43 | 100.00 | 100.00 | 100 % complete | 71.43 | 100.00 | 88.10 |
| 2 | verygood | 14.29 | 28.57 | 0.00 | 0.00 | 80-90 % complete | 28.57 | 0.00 | 11.90 |
| 3 | Good | 0.00 | 0.00 | 0.00 | 0.00 | 70-80 % complete | 0.00 | 0.00 | 0.00 |
| 4 | satisfactory | 0.00 | 0.00 | 0.00 | 0.00 | 60-70 % complete | 0.00 | 0.00 | 0.00 |
| 5 | unsatisfactory | 0.00 | 0.00 | 0.00 | 0.00 | Less then 60% | 0.00 | 0.00 | 0.00 |



Feedback analysis was done and it was found that all the students are satisfied, necessary Action was taken for quality improvement based on suggestions received from feedback.



PRINCIPAL
Govt. Naveen Girls College
Saikunthpur, Korea (C.G.)

ACADEMIC SESSION 2022-23
STUDENTS FEEDBACK & THEIR
ANALYSIS WITH GRAPHICAL
PRESENTATION

CLASS = M.A.IInd semester

Lamination Cobra File

No. 3200

NIKUNJ

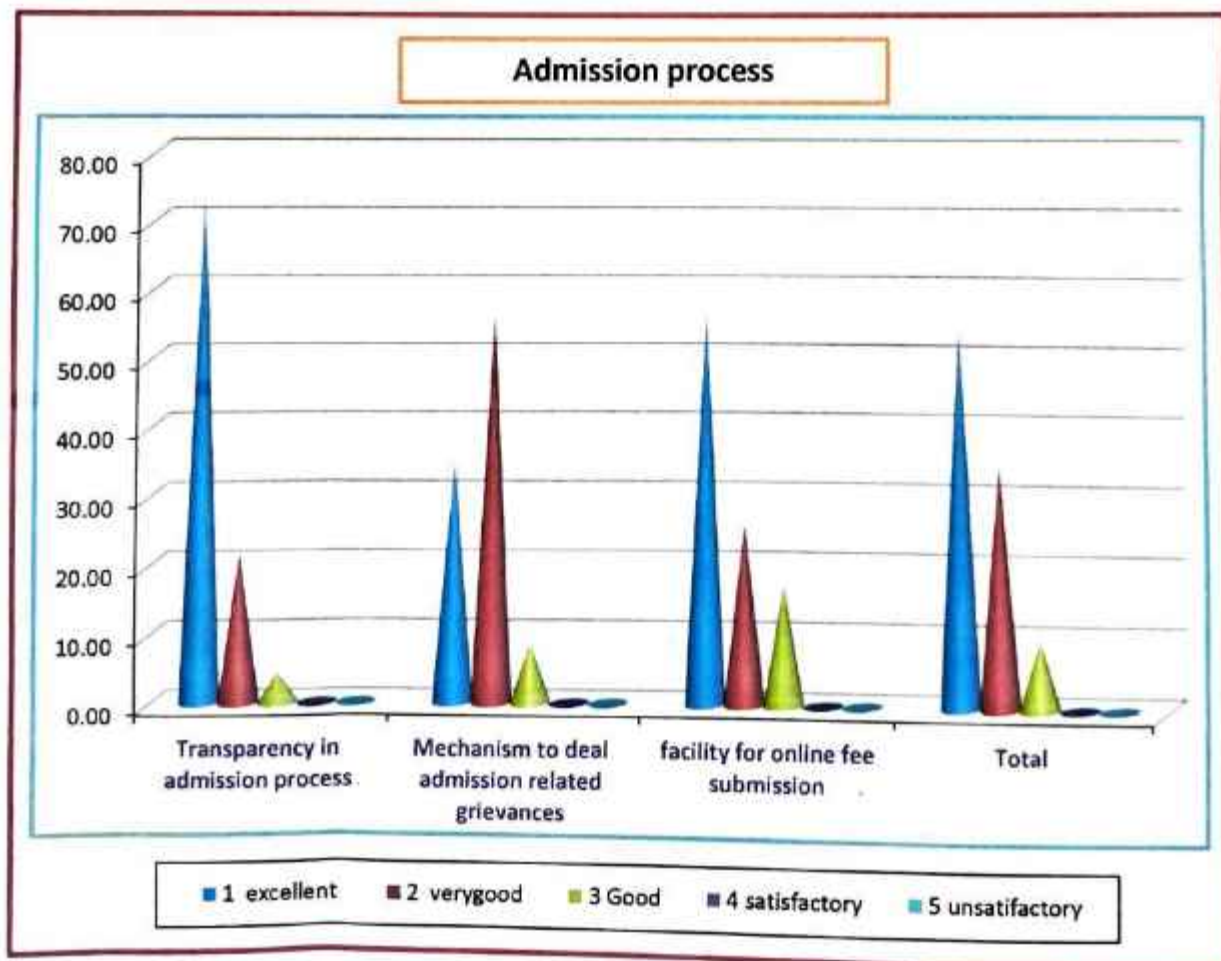
STUDENT FEEDBACK ANALYSIS

Questionnaire no. 1

| | | | |
|-------------------|-----------|--------------------|-----------------|
| Admission process | (Part 1) | Class M.A. II SEM. | session 2022-23 |
|-------------------|-----------|--------------------|-----------------|

| s.no | Paramiters | Transparency in admission process | Mechanism to deal admission related grievances | facility for online fee submission | Total |
|------|----------------|-----------------------------------|------------------------------------------------|------------------------------------|-------|
| 1 | excellent | 17 | 8 | 13 | 38 |
| 2 | verygood | 5 | 13 | 6 | 24 |
| 3 | Good | 1 | 2 | 4 | 7 |
| 4 | satisfactory | 0 | 0 | 0 | 0 |
| 5 | unsatisfactory | 0 | 0 | 0 | 0 |
| | Percentage | | | | 0 |

| s.no | Paramiters | Transparency in admission process | Mechanism to deal admission related grievances | facility for online fee submission | Total |
|------|----------------|-----------------------------------|------------------------------------------------|------------------------------------|-------|
| 1 | excellent | 73.91 | 34.78 | 56.52 | 55.07 |
| 2 | verygood | 21.74 | 56.52 | 26.09 | 34.78 |
| 3 | Good | 4.35 | 8.70 | 17.39 | 10.14 |
| 4 | satisfactory | 0.00 | 0.00 | 0.00 | 0.00 |
| 5 | unsatisfactory | 0.00 | 0.00 | 0.00 | 0.00 |



Feedback analysis was done and it was found that all the students are satisfied, necessary Action was taken for quality improvement based on suggestions received from feedback.

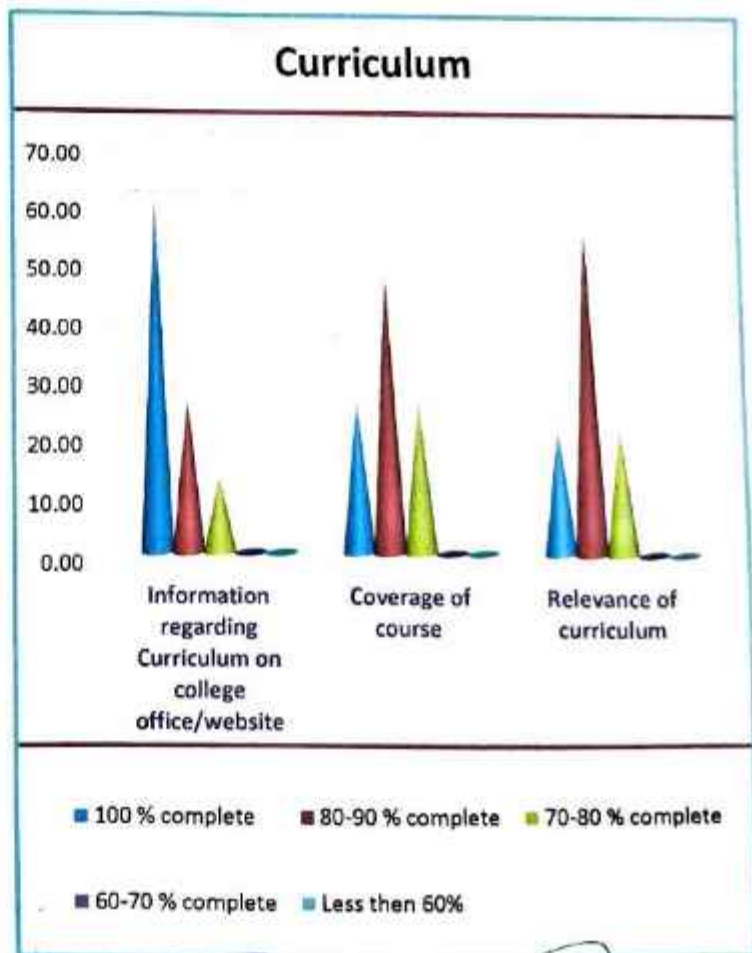
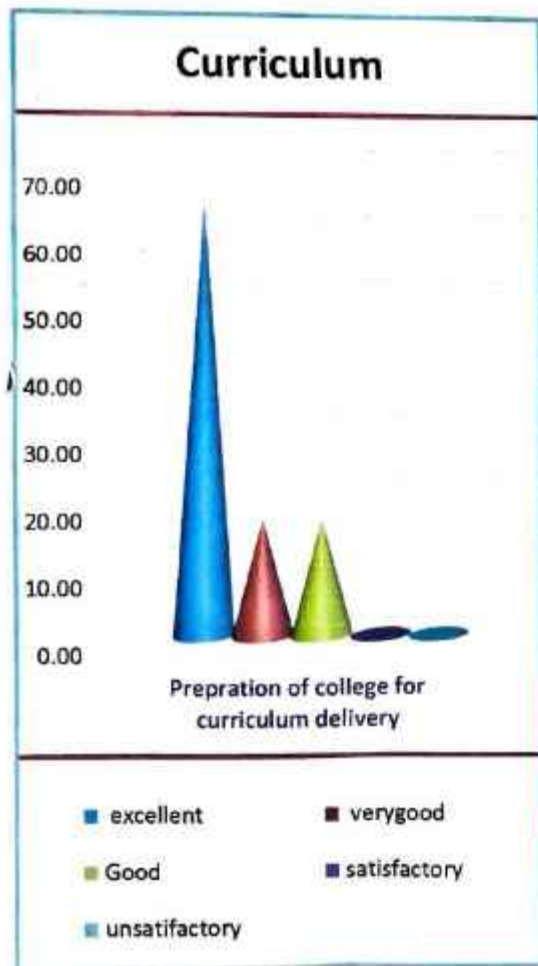



PRINCIPAL
 Govt.Naveen Girls College
 Baikunthpur, Korea (C.G.)

STUDENT FEEDBACK ANALYSIS

Questionnaire no. 1

| Curriculum | | (Part 2) | | Class M,A. -II sem | | session 2022-23 | |
|------------|----------------|-----------------------------------------------|------------------|------------------------------------------------------------|--------------------|-------------------------|-------|
| A | | B | | | | | |
| s.n o | paramiters | Prepration of college for curriculum delivery | paramiters | Information regarding Curriculum on college office/website | Coverage of course | Relevance of curriculum | Total |
| 1 | excellent | 15 | 100 % complete | 14 | 6 | 5 | 40 |
| 2 | verygood | 4 | 80-90 % complete | 6 | 11 | 13 | 34 |
| 3 | Good | 4 | 70-80 % complete | 3 | 6 | 5 | 18 |
| 4 | satisfactory | 0 | 60-70 % complete | 0 | 0 | 0 | 0 |
| 5 | unsatisfactory | 0 | Less then 60% | 0 | 0 | 0 | 0 |
| | percentage | | | | | | |
| s.n o | paramiters | Prepration of college for curriculum delivery | paramiters | Information regarding Curriculum on college office/website | Coverage of course | Relevance of curriculum | Total |
| 1 | excellent | 65.22 | 100 % complete | 60.87 | 26.09 | 21.74 | 43.48 |
| 2 | verygood | 17.39 | 80-90 % complete | 26.09 | 47.83 | 56.52 | 36.96 |
| 3 | Good | 17.39 | 70-80 % complete | 13.04 | 26.09 | 21.74 | 19.57 |
| 4 | satisfactory | 0.00 | 60-70 % complete | 0.00 | 0.00 | 0.00 | 0.00 |
| 5 | unsatisfactory | 0.00 | Less then 60% | 0.00 | 0.00 | 0.00 | 0.00 |



Feedback analysis was done and it was found that all the students are satisfied, necessary Action was taken for quality improvement based on suggestions received from feedback.



PRINCIPAL
Sovt.Naveen Girls College
Baikunthpur, Korea (C.G.)

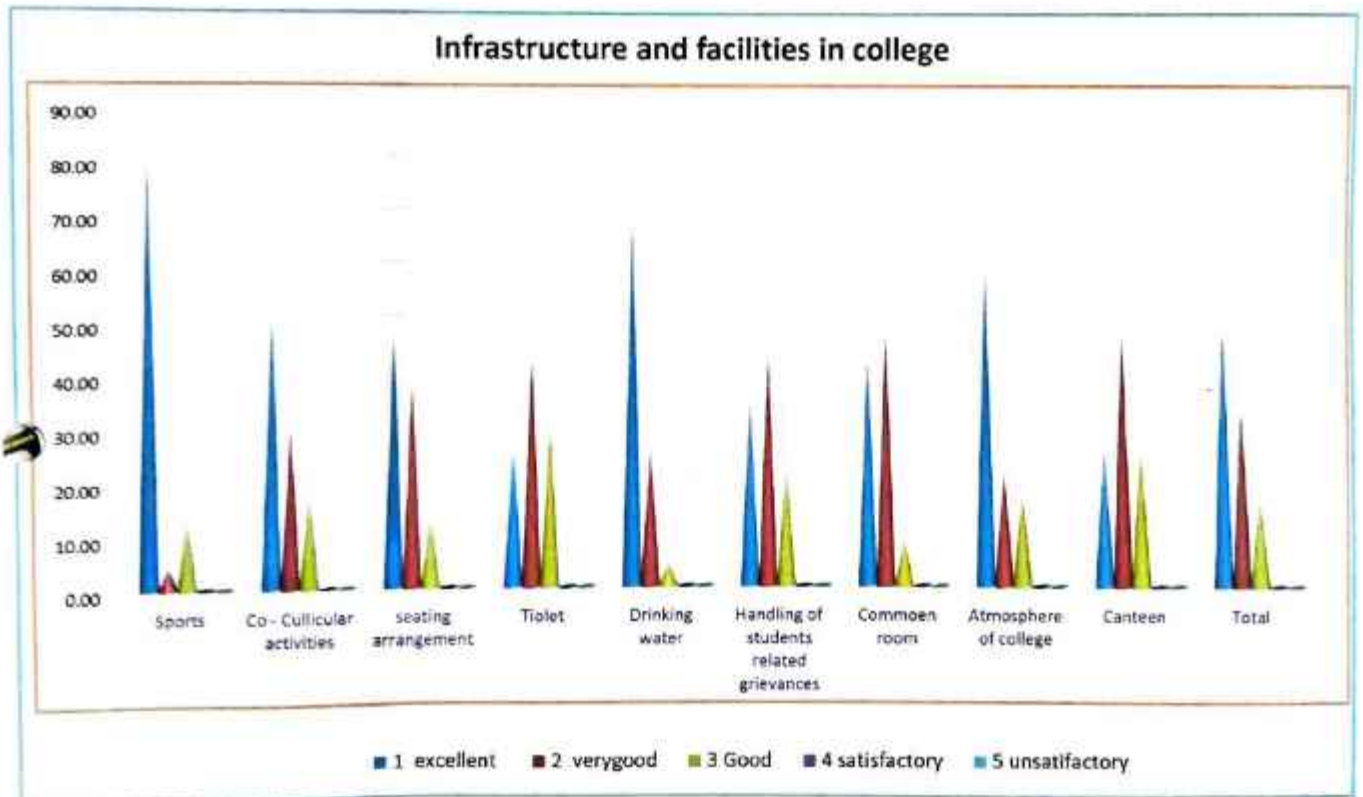
STUDENT FEEDBACK ANALYSIS

Questionnaire no. 1

| | | | |
|------------------------------------------|-----------|-------------------|-----------------|
| Infrastructure and facilities in college | (Part 3) | Class M.A II SEM. | session 2022-23 |
|------------------------------------------|-----------|-------------------|-----------------|

| s.no | paramiters | Sports | Co - Cullicular activities | seating arrangement | Tiolet | Drinking water | Handling of students related grievances | Commoe n room | Atmosphere of college | Canteen | Total |
|------|----------------|--------|----------------------------|---------------------|--------|----------------|-----------------------------------------|---------------|-----------------------|---------|-------|
| 1 | excellent | 19 | 12 | 11 | 6 | 16 | 8 | 10 | 14 | 6 | 102 |
| 2 | verygood | 1 | 7 | 9 | 10 | 6 | 10 | 11 | 5 | 11 | 70 |
| 3 | Good | 3 | 4 | 3 | 7 | 1 | 5 | 2 | 4 | 6 | 35 |
| 4 | satisfactory | 0 | 0 | 0 | 0 | 0 | 0 | 0 | 0 | 0 | 0 |
| 5 | unsatisfactory | 0 | 0 | 0 | 0 | 0 | 0 | 0 | 0 | 0 | 0 |
| | percentage | | | | | | | | | | |

| s.no | paramiters | Sports | Co - Cullicular activities | seating arrangement | Tiolet | Drinking water | Handling of students related grievances | Commoe n room | Atmosphere of college | Canteen | Total |
|------|----------------|--------|----------------------------|---------------------|--------|----------------|-----------------------------------------|---------------|-----------------------|---------|-------|
| 1 | excellent | 82.61 | 52.17 | 47.83 | 25.09 | 69.57 | 34.78 | 43.48 | 60.87 | 26.09 | 49.28 |
| 2 | verygood | 4.35 | 30.43 | 39.13 | 43.48 | 26.09 | 43.48 | 47.83 | 21.74 | 47.83 | 33.82 |
| 3 | Good | 13.04 | 17.39 | 13.04 | 30.43 | 4.35 | 21.74 | 8.70 | 17.39 | 26.09 | 16.91 |
| 4 | satisfactory | 0.00 | 0.00 | 0.00 | 0.00 | 0.00 | 0.00 | 0.00 | 0.00 | 0.00 | 0.00 |
| 5 | unsatisfactory | 0.00 | 0.00 | 0.00 | 0.00 | 0.00 | 0.00 | 0.00 | 0.00 | 0.00 | 0.00 |



Feedback analysis was done and it was found that all the students are satisfied, necessary Action was taken for quality improvement based on suggestions received from feedback.

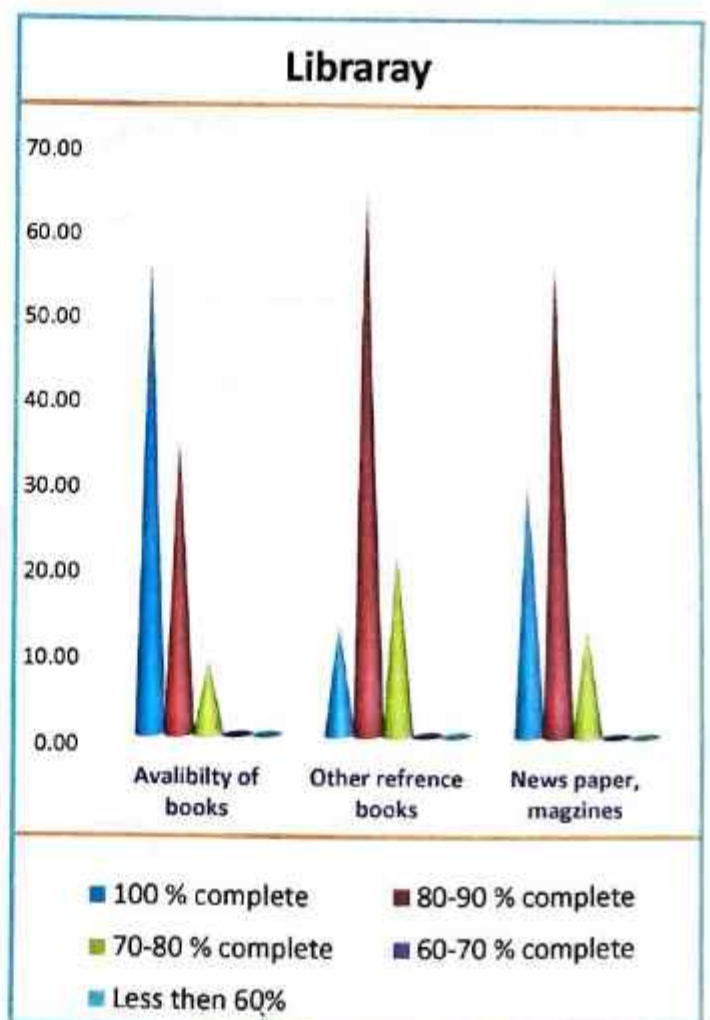
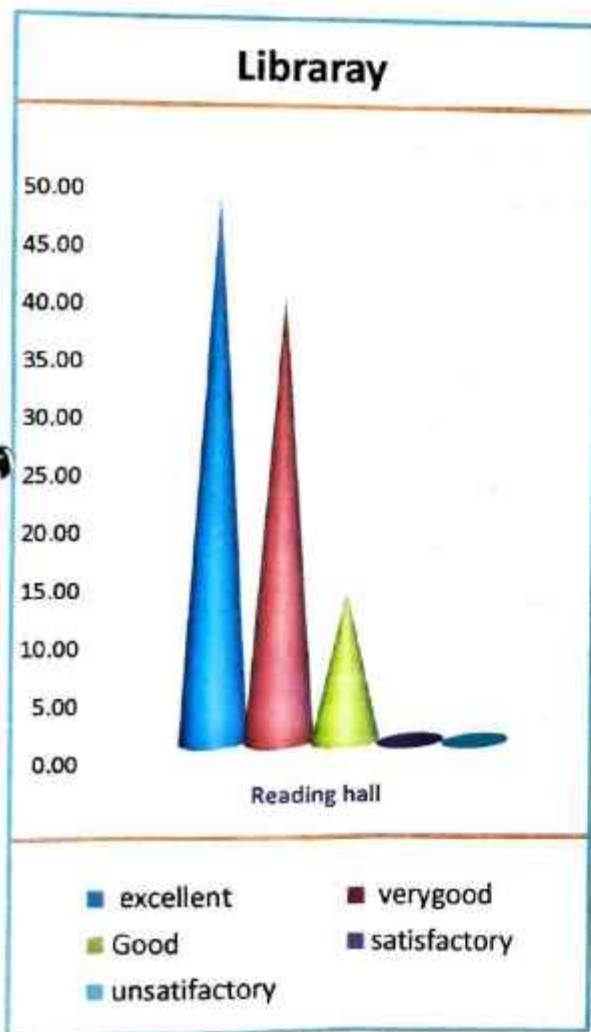



PRINCIPAL
 Govt. Naveen Girls College
 Baikunthpur, Korea (C.G.)


STUDENT FEEDBACK ANALYSIS

Questionnaire no. 1

| Libraray | | (Part 4) | | Class M.A. - II Sem | | session 2022-23 | |
|----------|----------------|--------------|------------------|----------------------|----------------------|----------------------|-------|
| A | | | B | | | | |
| s.no | paramiters | Reading hall | paramiters | Avalibility of books | Other refrence books | News paper, magzines | Total |
| 1 | excellent | 11 | 100 % complete | 13 | 3 | 7 | 34 |
| 2 | verygood | 9 | 80-90 % complete | 8 | 15 | 13 | 45 |
| 3 | Good | 3 | 70-80 % complete | 2 | 5 | 3 | 13 |
| 4 | satisfactory | 0 | 60-70 % complete | 0 | 0 | 0 | 0 |
| 5 | unsatisfactory | 0 | Less then 60% | 0 | 0 | 0 | 0 |
| | percentage | | | | | | |
| s.no | paramiters | Reading hall | paramiters | Avalibility of books | Other refrence books | News paper, magzines | Total |
| 1 | excellent | 47.83 | 100 % complete | 56.52 | 13.04 | 30.43 | 36.96 |
| 2 | verygood | 39.13 | 80-90 % complete | 34.78 | 65.22 | 56.52 | 48.91 |
| 3 | Good | 13.04 | 70-80 % complete | 8.70 | 21.74 | 13.04 | 14.13 |
| 4 | satisfactory | 0.00 | 60-70 % complete | 0.00 | 0.00 | 0.00 | 0.00 |
| 5 | unsatisfactory | 0.00 | Less then 60% | 0.00 | 0.00 | 0.00 | 0.00 |



Feedback analysis was done and it was found that all the students are satisfied, necessary Action was taken for quality improvement based on suggestions received from feedback.

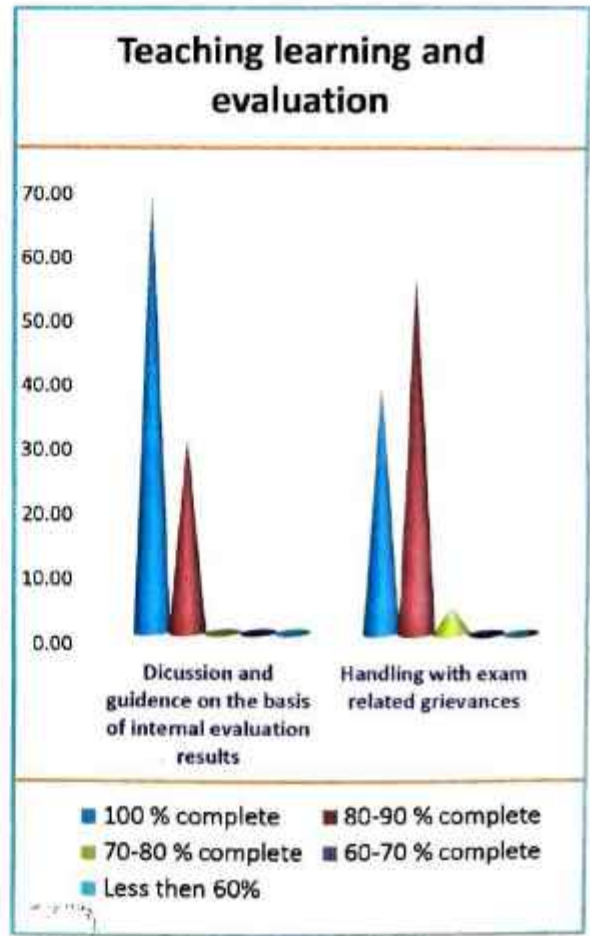
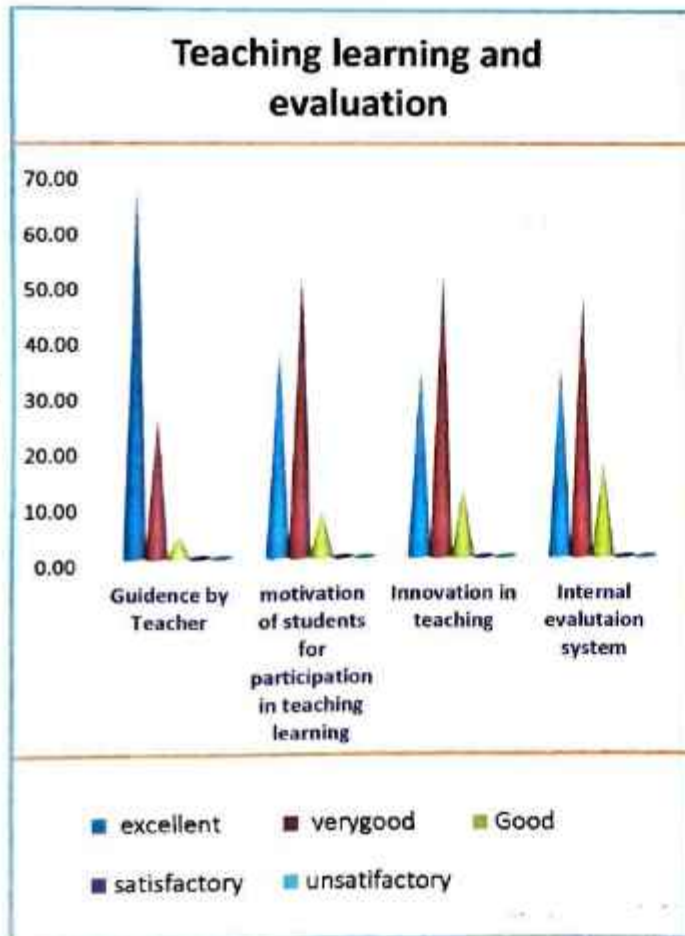


[Signature]
PRINCIPAL
 Govt. Naveen Girls College
 Baikunthpur, Korea (C.G.)

STUDENT FEEDBACK ANALYSIS

Questionnaire no. 1

| Teaching learning and evaluation | | | | | | (Part 5) | Class M.A. II Sem | | session 2022-23 |
|----------------------------------|----------------|---------------------|---------------------------------------------------------------|------------------------|----------------------------|------------------|--------------------------------------------------------------------|---------------------------------------|-----------------|
| A | | | | | | B | | | |
| s.no | paramiters | Guidence by Teacher | motivation of students for participation in teaching learning | Innovation in teaching | Internal evalutaion system | paramiters | Dicussion and guidance on the basis of internal evaluation results | Handling with exam related grievances | Total |
| 1 | excellent | 16 | 9 | 8 | 8 | 100 % complete | 16 | 9 | 66 |
| 2 | verygood | 6 | 12 | 12 | 11 | 80-90 % complete | 7 | 13 | 61 |
| 3 | Good | 1 | 2 | 3 | 4 | 70-80 % complete | 0 | 1 | 11 |
| 4 | satisfactory | 0 | 0 | 0 | 0 | 60-70 % complete | 0 | 0 | 0 |
| 5 | unsatisfactory | 0 | 0 | 0 | 0 | Less then 60% | 0 | 0 | 0 |
| | percentage | | | | | | | | |
| s.no | paramiters | Guidence by Teacher | motivation of students for participation in teaching learning | Innovation in teaching | Internal evalutaion system | paramiters | Dicussion and guidance on the basis of internal evaluation results | Handling with exam related grievances | Total |
| 1 | excellent | 69.57 | 39.13 | 34.78 | 34.78 | 100 % complete | 69.57 | 39.13 | 47.83 |
| 2 | verygood | 26.09 | 52.17 | 52.17 | 47.83 | 80-90 % complete | 30.43 | 56.52 | 44.20 |
| 3 | Good | 4.35 | 8.70 | 13.04 | 17.39 | 70-80 % complete | 0.00 | 4.35 | 7.97 |
| 4 | satisfactory | 0.00 | 0.00 | 0.00 | 0.00 | 60-70 % complete | 0.00 | 0.00 | 0.00 |
| 5 | unsatisfactory | 0.00 | 0.00 | 0.00 | 0.00 | Less then 60% | 0.00 | 0.00 | 0.00 |



Feedback analysis was done and it was found that all the students are satisfied, necessary Action was taken for quality improvement based on suggestions received from feedback.



PRINCIPAL
Govt. Naveen Girls College
Baikunthpur, Korea (C.G.)